

Overcurrent Protection	B59101 ... B59301
SMDs, EIA Size 3225 and 4032, 24 V	P 1101 ... P 1301

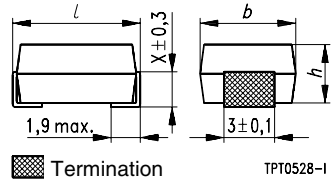


Applications

- Overcurrent protection
- Short-circuit protection

Features

- Molded epoxy encapsuation, lead-free tinned solder terminals
- Suitable for wave and reflow soldering
- Suitable for automatic placement



Delivery mode

- Blister tape, 330-mm reel

Dimensions (mm)
Tolerances $\pm 0,5$ mm

Type	<i>h</i>	<i>b</i>	<i>l</i>	<i>x</i>	Size
P 1101	3,2	6,3	8,0	1,7	3225
P 1201	3,2	6,3	8,0	1,7	3225
P 1301	3,2	8,0	10,0	2,3	4032

General technical data

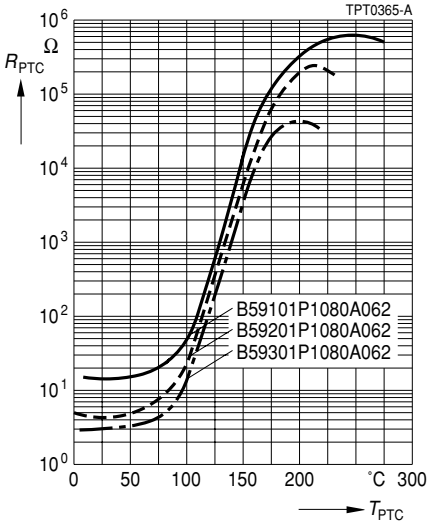
Max. operating voltage ($T_A = 60^\circ\text{C}$)	V_{max}	30	VDC or VAC
Rated voltage	V_N	24	VDC or VAC
Switching cycles (typ.)	<i>N</i>	100	
Resistance tolerance	ΔR_N	$\pm 25\%$	
Operating temperature range ($V = 0$)	T_{op}	$-40/+125$	$^\circ\text{C}$
	T_{op}	$0/+60$	$^\circ\text{C}$

Electrical specifications and ordering codes

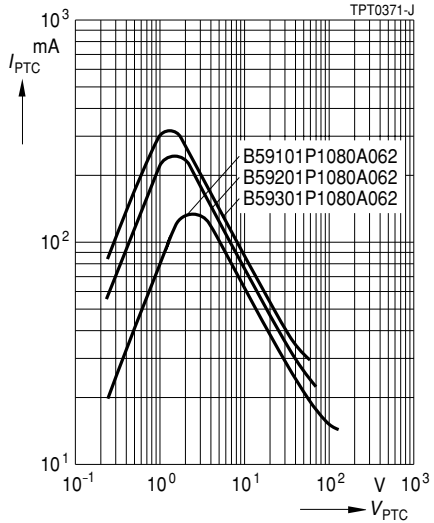
Type	I_N mA	I_S mA	$I_{S\text{max}}$ ($V = V_{\text{max}}$) A	I_r ($V = V_{\text{max}}$) mA	R_N Ω	R_{min} Ω	Ordering code
Reference temperature $T_{\text{Ref}} = 80^\circ\text{C}$							
P 1101	90	185	0,7	25	13	7,80	B59101P1108A062
P 1201	165	340	1,0	34	4,6	2,70	B59201P1108A062
P 1301	205	420	1,6	38	3,1	1,85	B59301P1108A062
Reference temperature $T_{\text{Ref}} = 120^\circ\text{C}$							
P 1101	170	355	0,7	35	13	7,80	B59101P1120A062
P 1201	265	545	1,0	45	4,6	2,70	B59201P1120A062
P 1301	310	640	1,6	53	3,1	1,85	B59301P1120A062

Characteristics (typical) for 80 °C

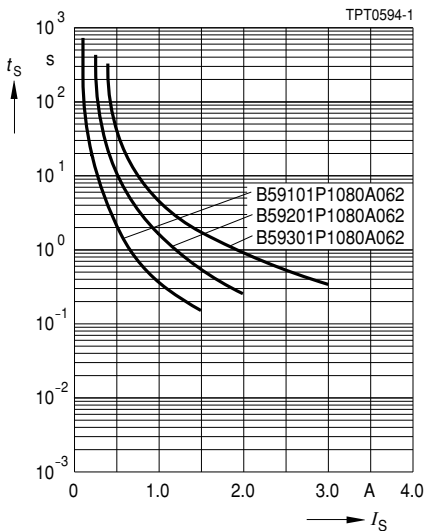
PTC resistance R_{PTC} versus
PTC temperature T_{PTC}
(measured at low signal voltage)



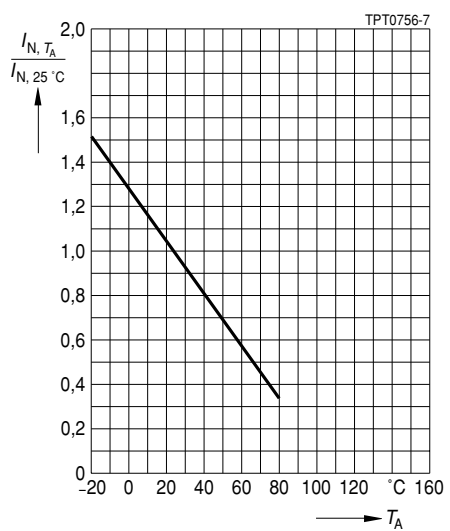
PTC current I_{PTC} versus PTC voltage V_{PTC}
(measured at 25 °C in still air)



Switching time t_S versus switching current I_S
(measured at 25 °C in still air)

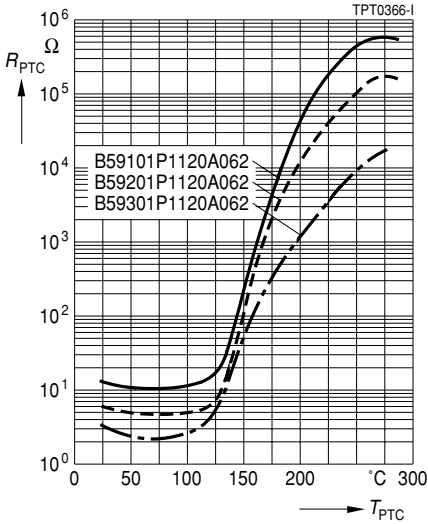


Rated current I_N versus ambient temperature T_A
(measured in still air)

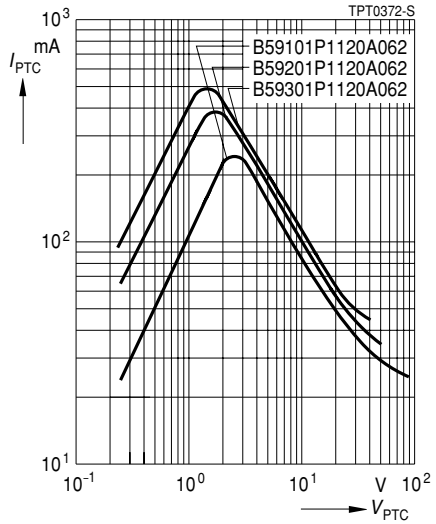


Characteristics (typical) for 120 °C

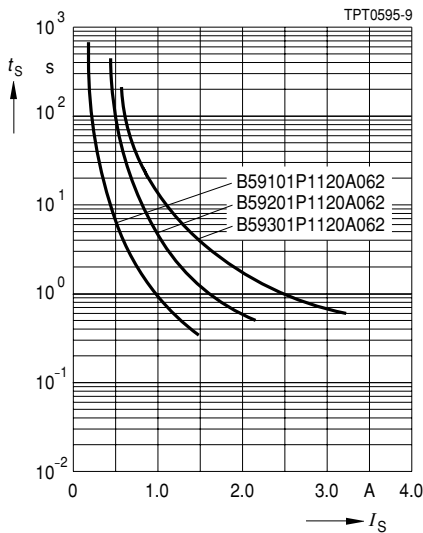
PTC resistance R_{PTC} versus
PTC temperature T_{PTC}
(measured at low signal voltage)



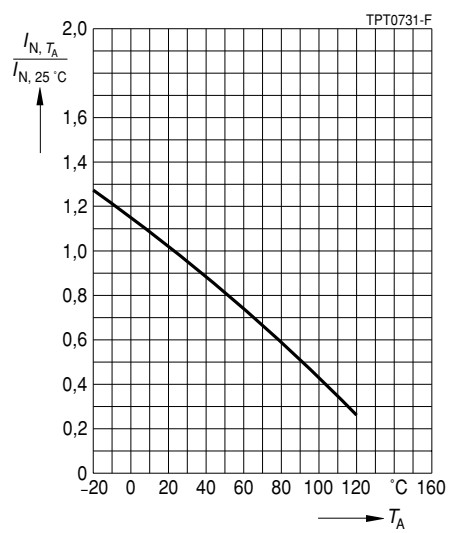
PTC current I_{PTC} versus PTC voltage V_{PTC}
(measured at 25 °C in still air)



Switching time t_S versus switching current I_S
(measured at 25 °C in still air)



Rated current I_N versus ambient temperature T_A
(measured in still air)



Herausgegeben von EPCOS AG

Unternehmenskommunikation, Postfach 80 17 09, 81617 München, DEUTSCHLAND

☎ ++49 89 636 09, FAX (0 89) 636-2 26 89

© EPCOS AG 2002. Vervielfältigung, Veröffentlichung, Verbreitung und Verwertung dieser Broschüre und ihres Inhalts ohne ausdrückliche Genehmigung der EPCOS AG nicht gestattet.

Bestellungen unterliegen den vom ZVEI empfohlenen Allgemeinen Lieferbedingungen für Erzeugnisse und Leistungen der Elektroindustrie, soweit nichts anderes vereinbart wird.

Diese Broschüre ersetzt die vorige Ausgabe.

Fragen über Technik, Preise und Liefermöglichkeiten richten Sie bitte an den Ihnen nächstgelegenen Vertrieb der EPCOS AG oder an unsere Vertriebsgesellschaften im Ausland. Bauelemente können aufgrund technischer Erfordernisse Gefahrstoffe enthalten. Auskünfte darüber bitten wir unter Angabe des betreffenden Typs ebenfalls über die zuständige Vertriebsgesellschaft einzuholen.

Published by EPCOS AG

Corporate Communications, P.O. Box 80 17 09, 81617 Munich, GERMANY

☎ ++49 89 636 09, FAX (0 89) 636-2 26 89

© EPCOS AG 2002. Reproduction, publication and dissemination of this brochure and the information contained therein without EPCOS' prior express consent is prohibited.

Purchase orders are subject to the General Conditions for the Supply of Products and Services of the Electrical and Electronics Industry recommended by the ZVEI (German Electrical and Electronic Manufacturers' Association), unless otherwise agreed.

This brochure replaces the previous edition.

For questions on technology, prices and delivery please contact the Sales Offices of EPCOS AG or the international Representatives.

Due to technical requirements components may contain dangerous substances. For information on the type in question please also contact one of our Sales Offices.