



Construction

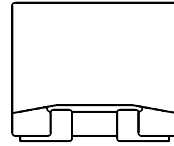
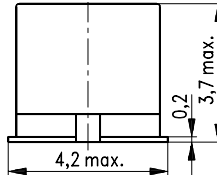
- Ferrite drum core, base plate and cover cap
- Electromagnetically shielded

Features

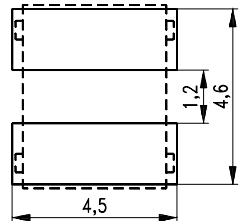
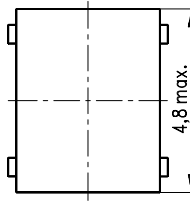
- Magnetically closed core shape keeps leakage and coupling low

Packing

- 12-mm blister tape
- Packing unit: 2300 pcs.



Recommended pad arrangement



FIN0003-G

Technical data

L	L-tolerance	Q _{min}	f _M	f _r	R _{DC}	I _{max}	Ordering code	
μH	%		MHz	MHz	Ω	mA		
1,0	± 10	50	25	150	0,16	790	B78008-S1102-K1	
1,5				7,9	110	0,19	730	B78008-S1152-K1
2,2					80	0,25	630	B78008-S1222-K1
3,3					65	0,40	500	B78008-S1332-K1
4,7					55	0,60	410	B78008-S1472-K1
6,8					45	0,70	370	B78008-S1682-K1
10			34		0,90	310	B78008-S1103-K1	
15			2,5	26	1,10	260	B78008-S1153-K1	
22				20	1,50	210	B78008-S1223-K1	
33				16	1,90	170	B78008-S1333-K1	
47				14	2,50	140	B78008-S1473-K1	
68				13	4,00	120	B78008-S1683-K1	
100				11	6,00	100	B78008-S1104-K1	
150			0,79	9	7,00	80	B78008-S1154-K1	
220				7	7,00	65	B78008-S1224-K1	
330				6	11,00	55	B78008-S1334-K1	
470				5	12,00	45	B78008-S1474-K1	
1000			0,50	2,6	31,00	36	31,00	36

Other inductance ratings upon request.

I_{max} = Permissible current for 50 K overtemperature or ± 5 % L change

▲ = To be preferred

Climatic category in accordance with IEC 68-1	55/125/56 (- 55 to 125 °C, 56 days damp heat test)
Permissible power dissipation	120 W, corresponding to an overtemperature of 50 K

Typical coil qualities

