




Rated voltage 42 Vac/80 Vdc
Rated current 400 to 1200 mA
Rated inductance 5 μ H to 4,7 mH



Construction

- Current-compensated ring core choke with ferrite core
- Bifilar winding (B82793-C...)
- Sector winding (B82793-S...)

Features

- High rated currents
- Reduced component height
- Case flame-retardant as per UL 94 V-0
- Suitable for reflow soldering

Applications

- B82793-C:
Suppression of asymmetrical interference coupled in on lines, whereas data signals up to some MHz can pass unaffectedly
- B82793-S:
Suppression of asymmetrical and symmetrical interference coupled in on lines. The high-frequency portions of the symmetrical data signal are decreased so far that EMC problems can be significantly reduced

Terminals

- Tinned

Marking

Manufacturer, ordering code (short form),
date of manufacture, coded (year, day of week, calendar week)

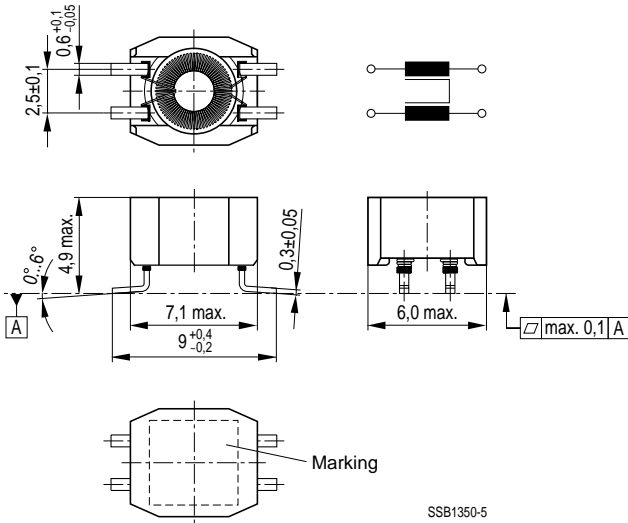
Delivery mode

Blister tape, reel packing

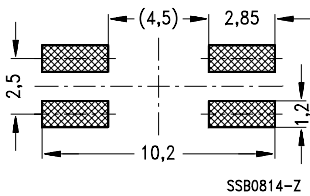
For details on taping, packing and packing units [see page 302](#)



Dimensional drawing



Layout recommendation





General technical data

Rated voltage V_R	42 Vac (50/60 Hz) 80 Vdc
Rated current I_R	Referred to 50 Hz and 60 °C ambient temperature
Rated inductance L_R	Measured with HP 4275A Measuring frequency at $L \leq 1 \text{ mH} = 100 \text{ kHz}, 0,1 \text{ mA}$ $L > 1 \text{ mH} = 10 \text{ kHz}, 0,1 \text{ mA}$ (specified per winding)
Inductance tolerance	B82793-+****-N201/N215: $\pm 30 \%$ B82793-+****-N265: $-30/+50 \%$
Inductance decrease $\Delta L/L_0$	$< 10 \%$ at dc magnetic bias with I_R
Stray inductance L_S	Measured with HP 4275A Measuring frequency at $L \leq 11 \mu\text{H} = 1 \text{ MHz}, 5 \text{ mA}$ $L > 11 \mu\text{H} = 100 \text{ kHz}, 5 \text{ mA}$
DC resistance R_{typ}	Typical values, measured at 20 °C ambient temperature
Solderability	(215 3) °C, (3 0,3) s wetting of soldering area $\geq 95 \%$ in accordance with IEC 60068-2-58
Climatic category	40/125/56 ($-40 \text{ °C}/+125 \text{ °C}/56 \text{ days damp heat test}$) in accordance with IEC 60068-1
Weight	Approx. 0,25 g

Characteristics and ordering codes

L_R mH	L_S, typ nH	$I_R^{(1)}$ mA	R_{typ} mΩ	V_T Vdc, 2 s	Ordering code
0,005	50	1200	100	250	B82793-C0502-N201
0,011	50	800	120	250	B82793-C0113-N201
0,025	1500	800	130	250	B82793-S0253-N201
0,051	2000	800	160	250	B82793-S0513-N201
0,470	200	700	200	750	B82793-C0474-N215
1,0	250	700	200	750	B82793-C0105-N265
2,2	250	500	400	750	B82793-C0225-N265
4,7	300	400	550	750	B82793-C0475-N265

1) Types with higher rated current upon request.

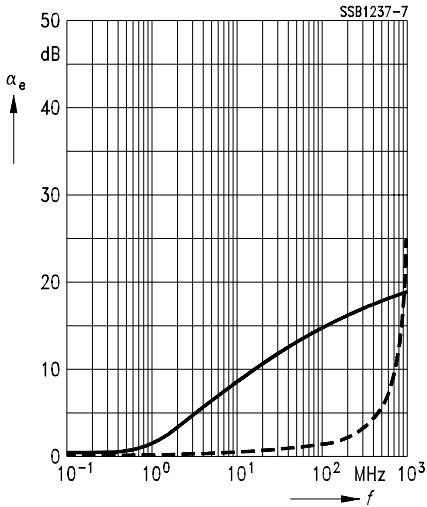


Insertion loss α_e (typical values at $Z = 50 \Omega$)

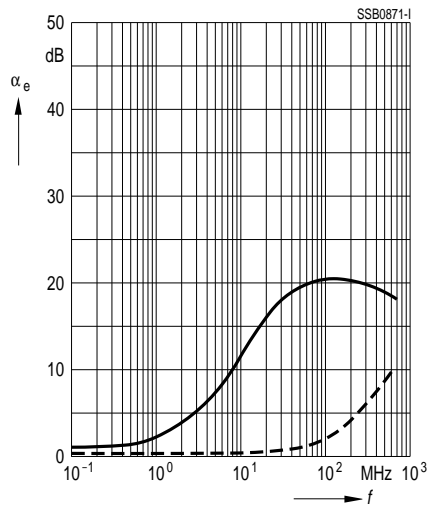
———— asymmetrical, all branches in parallel (common mode)

- - - - - symmetrical (differential mode)

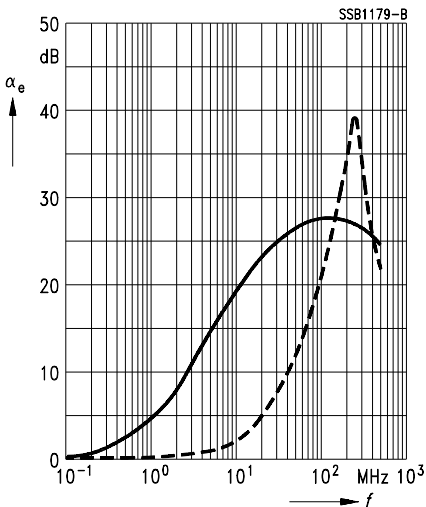
B82793-C0502-N201



B82793-C0113-N201



B82793-S0253-N201



B82793-S0513-N201

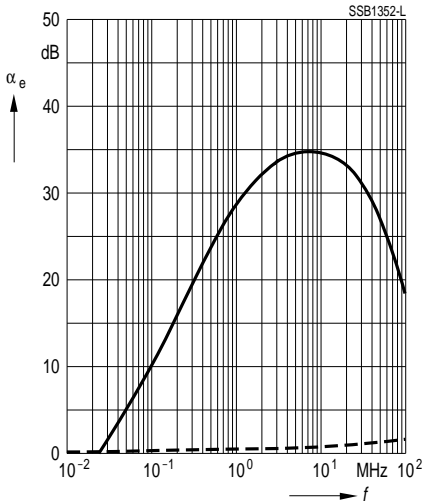


Insertion loss α_e (typical values at $Z = 50 \Omega$)

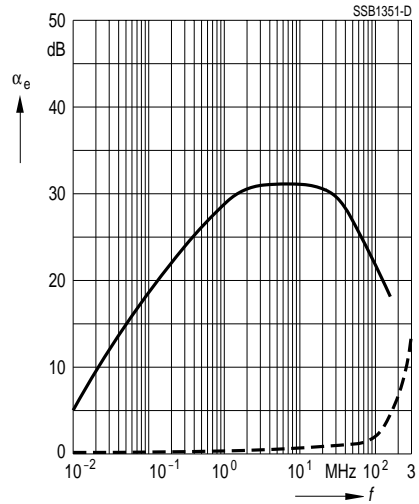
———— asymmetrical, all branches in parallel (common mode)

- - - - - symmetrical (differential mode)

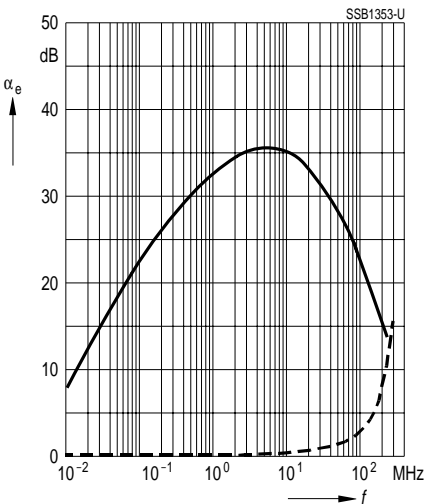
B82793-C0474-N215



B82793-C0105-N265



B82793-C0225-N265



B82793-C0475-N265

