

Quad Chokes

SMD

Rated voltage 42 Vac/80 Vdc
Rated current 200 to 300 mA
Rated inductance 4,7 to 10 mH

Construction

- Current-compensated ring core quad choke with ferrite core

Features

- Case flame-retardant as per UL 94 V-0
- Suitable for reflow soldering

Applications

- Suppression of asymmetrical interference coupled in on lines, whereas data signals up to some MHz can pass unaffectedly
- Telecom interfaces
- ISDN systems

Terminals

- Tinned

Marking

Manufacturer, ordering code,
date of manufacture (month, year)

Delivery mode

Blister tape, reel packing

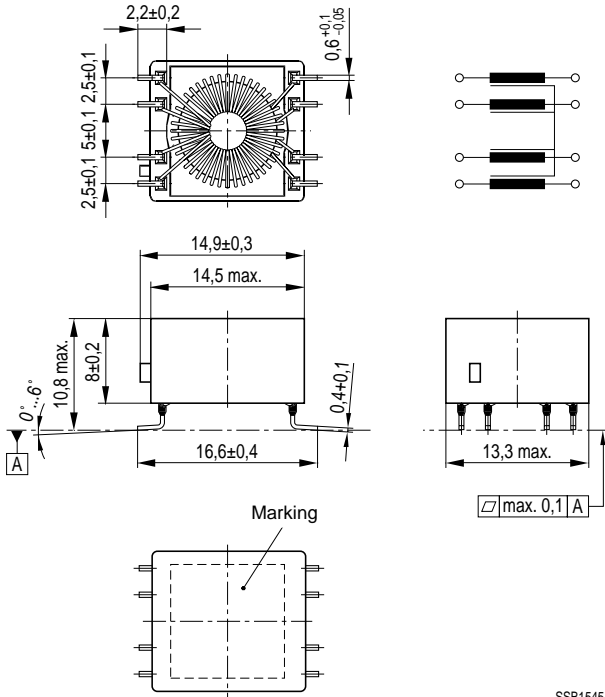
For details on taping, packing and packing units [see page 302](#)



Quad Chokes

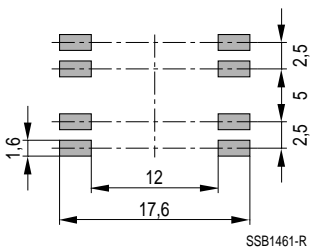


Dimensional drawing



SSB1545-G

Layout recommendation




General technical data

Rated voltage V_R	42 Vac (50/60 Hz) 80 Vdc
Rated current I_R	Referred to 50 Hz and 60 °C ambient temperature
Rated inductance L_R	Measured with HP 4275A at 10 kHz and 10 mV (specified per winding)
Inductance tolerance	- 30/+ 50 %
Inductance decrease $\Delta L/L_0$	< 10 % at dc magnetic bias with I_R
Stray inductance L_S	Measured at 10 kHz and 10 mV
DC resistance R_{typ}	Typical values, measured at 20 °C ambient temperature
Solderability	(215 3) °C, (3 0,3) s wetting of soldering area \geq 95 % in accordance with IEC 60068-2-58
Climatic category	40/125/56 (- 40 °C/+ 125 °C/56 days damp heat test) in accordance with IEC 60068-1
Weight	Approx. 2,5 g

Characteristics and ordering codes

L_R mH	L_S, typ nH	I_R mA	R_{typ} Ω	V_T Vdc, 2 s	Ordering code
4,7	900	300	0,9	750	B82794-C2475-N465
10	1100	200	1,3	750	B82794-C2106-N465

Quad Chokes

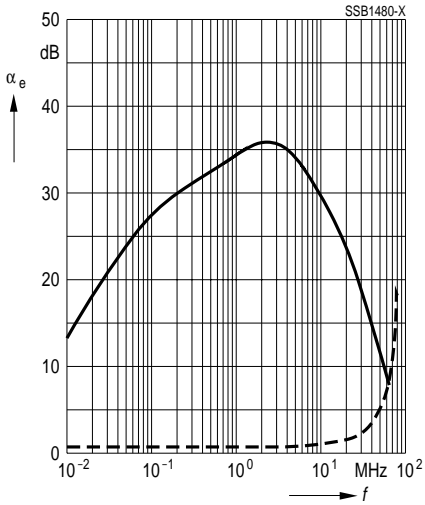


Insertion loss α_e (typical values at $Z = 50 \Omega$)

———— asymmetrical, all branches in parallel (common mode)

- - - - - symmetrical (differential mode)

B82794-C2475-N465



B82794-C2106-N465

