

Rated voltage 42 Vac/80 Vdc
Rated current 0,4 to 1,2 A
Rated inductance 5 μ H to 4,7 mH



Construction

- Current-compensated ring core double choke with ferrite core
- Plastic case

Features

- Case flame-retardant as per UL 94 V-0
- Suitable for automatic insertion

Applications

- B82796-C:
Suppression of asymmetrical interference coupled in on lines, whereas data signals up to some MHz can pass unaffectedly
- B82796-S:
Suppression of asymmetrical and symmetrical interference coupled in on lines. The high-frequency portions of the symmetrical data signal are decreased so far that EMC problems can be significantly reduced

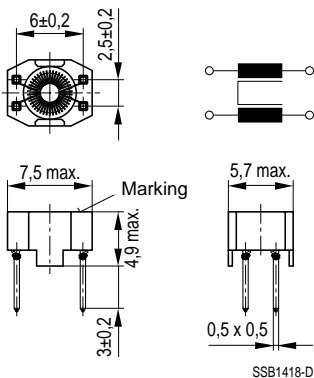
Terminals

- Pins fitting standard PCB grid

Marking

Ordering code, manufacturer, date of manufacture (month, year)

Dimensional drawing



Chokes for Data and Signal Lines	B82796-C0
Double Chokes	B82796-S0

General technical data

Rated voltage V_R	42 Vac (50/60 Hz) 80 Vdc
Rated current I_R	Referred to 50 Hz and 60 °C ambient temperature
Rated inductance L_R	Measured with HP 4275A at $L \leq 1$ mH = 100 kHz, 0,1 mA $L > 1$ mH = 10 kHz, 0,1 mA (specified per winding)
Inductance tolerance	B82796-+****-N201: ± 30 % B82796-+****-N215/-N265: -30 %/+ 50 %
Inductance decrease $\Delta L/L_0$	< 10 % at dc magnetic bias with I_R
Stray inductance L_S	Measured at 100 kHz and 5 mA
DC resistance R_{typ}	Typical values, measured at 20 °C ambient temperature
Climatic category	40/125/56 (-40 °C/+ 125 °C/56 days damp heat test) in accordance with IEC 60068-1
Weight	Approx. 0,25 g

Characteristics and ordering codes

L_R mH	L_S , typ nH	$I_R^{(1)}$ mA	R_{typ} Ω	V_T Vdc, 2 s	Ordering code
0,005	50	1200	0,075	250	B82796-C0502-N201
0,011	50	800	0,120	250	B82796-C0113-N201
0,025	1500	800	0,130	250	B82796-S0253-N201
0,051	2000	800	0,160	250	B82796-S0513-N201
0,470	200	700	0,200	750	B82796-C0474-N215
1,0	200	700	0,200	750	B82796-C0105-N265
2,2	250	500	0,400	750	B82796-C0225-N265
4,7	300	400	0,550	750	B82796-C0475-N265

1) Types with higher rated current upon request.

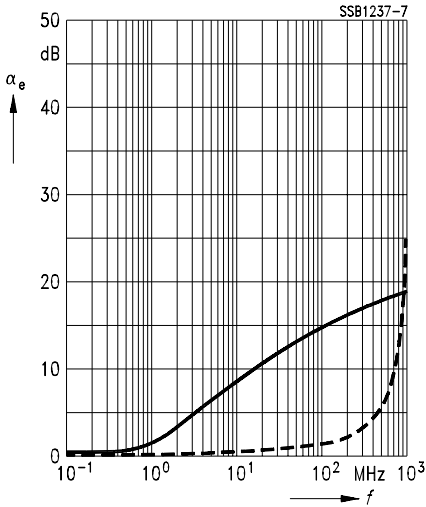
Chokes for Data and Signal Lines	B82796-C0
Double Chokes	B82796-S0

Insertion loss α_e (typical values at $Z = 50 \Omega$)

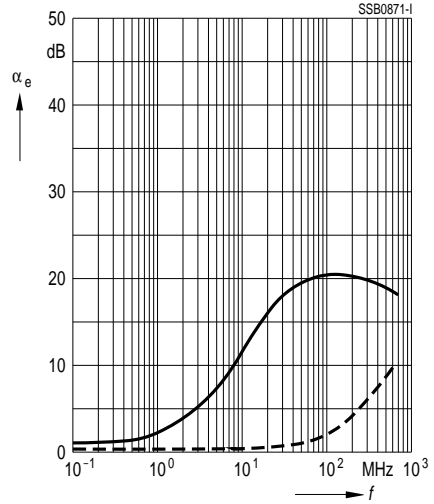
———— asymmetrical, all branches in parallel (common mode)

- - - - - symmetrical (differential mode)

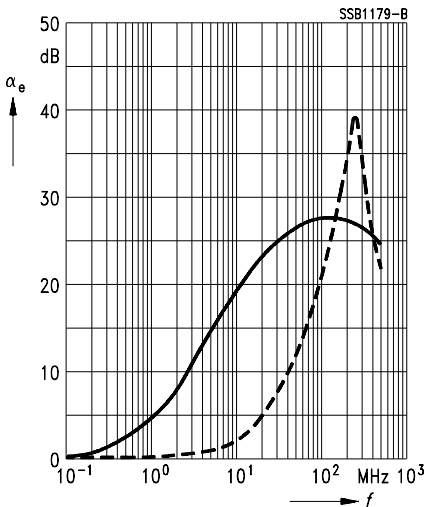
B82796-C0502-N201



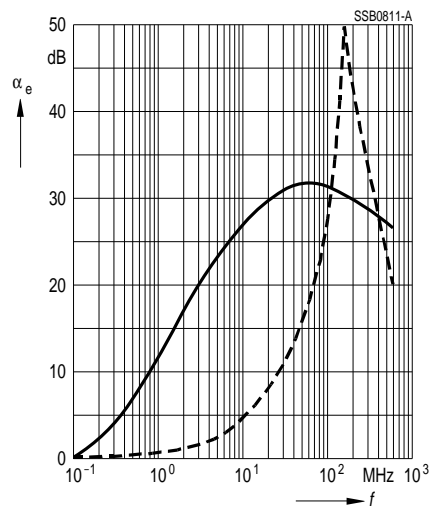
B82796-C0113-N201



B82796-S0253-N201



B82796-S0513-N201

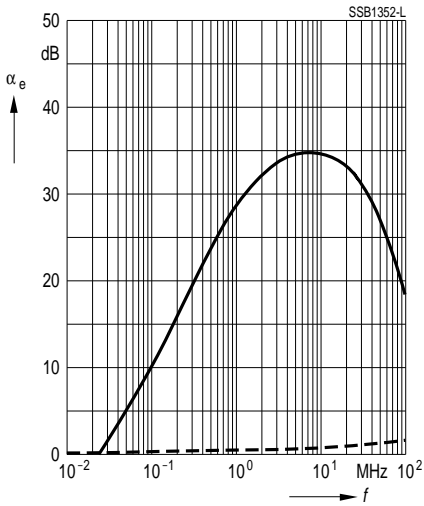


Insertion loss α_e (typical values at $Z = 50 \Omega$)

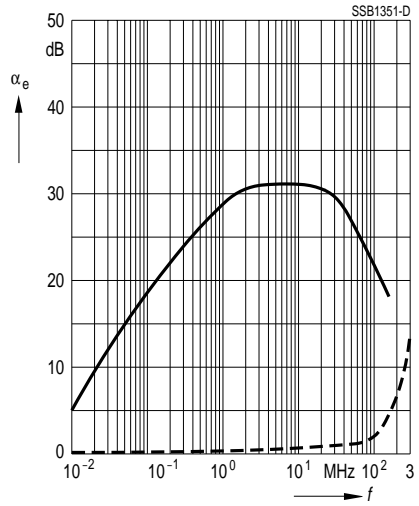
———— asymmetrical, all branches in parallel (common mode)

- - - - - symmetrical (differential mode)

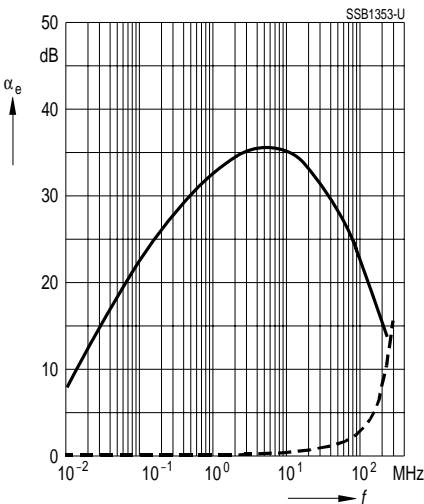
B82796-C0474-N215



B82796-C0105-N265



B82796-C0225-N265



B82796-C0475-N265

