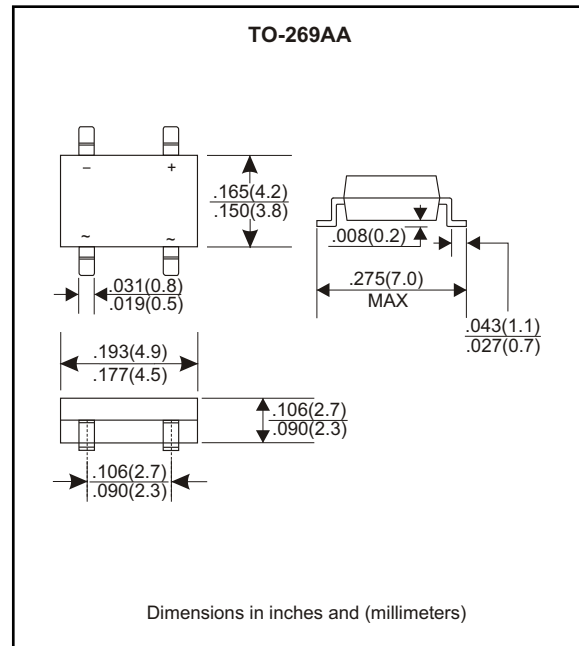


# B05S THRU B10S

Glass passivated type

## Features

- Plastic package has Underwriters Laboratory Flammability Classification 94V-O Utilizing Flame Retardant Epoxy Molding Compound.
- For surface mounted applications.
- Exceeds environmental standards of ML-S-19500 / 228
- Glass passivated junction



## Mechanical data

Case : Moulded plastic, JEDECTO-269AA  
 Terminals : Solder plated, solderable per ML-STD-750, Method 2026  
 Polarity : marked on body  
 Mounting Position : Any  
 Weight : 0.22 gram

## MAXIMUM RATINGS (AT $T_A=25^{\circ}\text{C}$ unless otherwise noted)

PARAMETER	CONDITIONS	Symbol	MIN.	TYP.	MAX.	UNIT
Forward rectified current	See Fig.1	$I_O$			0.5	A
Forward surge current	8.3ms single half sine-wave superimposed on rate load (JEDEC methode)	$I_{FSM}$			30	A
Reverse current	$V_R = V_{RRM} T_A = 25^{\circ}\text{C}$	$I_R$			5.0	$\mu\text{A}$
	$V_R = V_{RRM} T_A = 125^{\circ}\text{C}$				500	$\mu\text{A}$
Thermal resistance	Junction to ambient	$R_{QJA}$		85		$^{\circ}\text{C} / \text{w}$
Diode junction capacitance	f=1MHz and applied 4vDC reverse voltage	$C_J$		25		pF
Storage temperature		$T_{STG}$	-55		+150	$^{\circ}\text{C}$

SYMBOLS	MARKING CODE	$V_{RRM}^{*1}$ (V)	$V_{RMS}^{*2}$ (V)	$V_R^{*3}$ (V)	$V_F^{*4}$ (V)	Operating temperature ( $^{\circ}\text{C}$ )
B05S	B05S	50	35	50	1.0	-55 to +150
B1S	B1S	100	70	100		
B2S	B2S	200	140	200		
B4S	B4S	400	280	400		
B6S	B6S	600	420	600		
B8S	B8S	800	560	800		
B10S	B10S	1000	700	1000		

- \*1 Repetitive peak reverse voltage
- \*2 RMS voltage
- \*3 Continuous reverse voltage
- \*4 Maximum forward voltage per element at 0.5A peak

## RATING AND CHARACTERISTIC CURVES (B05S THRU B10S)

FIG.1-TYPICAL FORWARD CURRENT DERATING CURVE

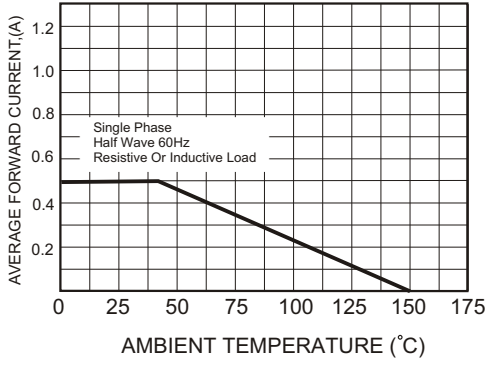


FIG.2-MAXIMUM NON-REPETITIVE FORWARD SURGE CURRENT

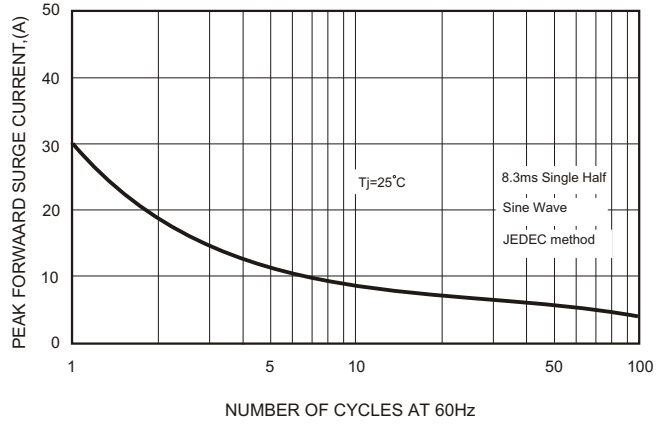


FIG.3-TYPICAL FORWARD CHARACTERISTICS

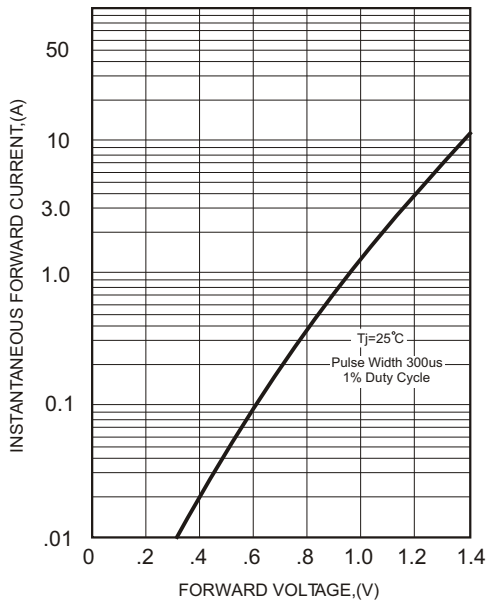


FIG.4-TYPICAL REVERSE CHARACTERISTICS

