

GDT Product Specification

BA***N SMD Gas Discharge Tube (4.5×3.2×2.7mm)



1、FEATURES

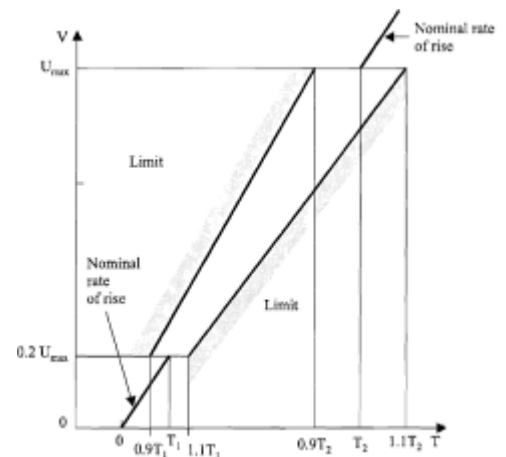
- Surface Mounting Design UL Certificated E232249
- Small Size Design EIA 1812 4.5×3.2×2.7mm
- High Current Handling Capability 1,000A @ 8/20μs
- Low Capacitance and Insertion Loss
- Fast Response and Long Service Life
- Reliable to Protect Electrostatic Surge
- Moisture sensitivity level: Level 1



2、AVAILABLE PART NUMBER AND ELECTRICAL PARAMETER @ T=25°C RH = 45%-75%

Part Number	DC Breakdown Voltage①	Tolerance of Vs	Impulse Spark-over Voltage	Impulse Discharge Current②	Insulation Resistance		C③ (1MHz)
	100V/s④		1kV/μs④	8/20μs	GΩ	DC	0.3V _{DC}
BA091N	90V	±30%	≤ 700V	1,000A	≥1	50V	≤1pF
BA151N	150V	±30%	≤ 750V	1,000A	≥1	50V	≤1pF
BA201N	200V	±30%	≤ 750V	1,000A	≥1	100V	≤1pF
BA231N	230V	±30%	≤ 750V	1,000A	≥1	100V	≤1pF
BA301N	300V	±30%	≤ 800V	1,000A	≥1	100V	≤1pF
BA351N	350V	±30%	≤ 900V	1,000A	≥1	100V	≤1pF
BA401N	400V	±30%	≤ 950V	1,000A	≥1	100V	≤1pF
BA401N+	400V	340-550	≤ 950V	1,000A	≥1	100V	≤1pF
BA471N	470V	±30%	≤1000V	1,000A	≥1	100V	≤1pF
BA601N	600V	±30%	≤ 1200V	1,000A	≥1	100V	≤1pF

- ①、The parameters of all are tested by ITU-T K12
- ②、Total Impulse Discharge Current 1,000A @ 8/20μs by IEC 61000-4-5, 10 shots
- ③、The capacitance are tested by 10kHz @ DC= 0.3V
- ④、The V-T waveform of DCBV and IPBV must lie between the shades.

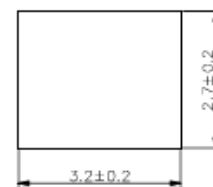
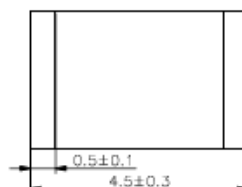
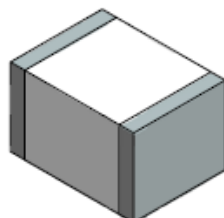


3、PART NUMBERING SYSTEM

BA **XXX** **N**
 (1) (2) (3)

- (1) Bencent SMD Gas Discharge Tube in 4.5×3.2×2.7 (L×W×H) (mm), Total Impulse Discharge Current 1,000A @8/20μs
- (2) DC Breakdown Voltage, e.g., 151=15×10¹=150V
- (3) Tolerance is DC Breakdown Voltage, M=+-20%, N=+-30%

4、DIMENSIONS

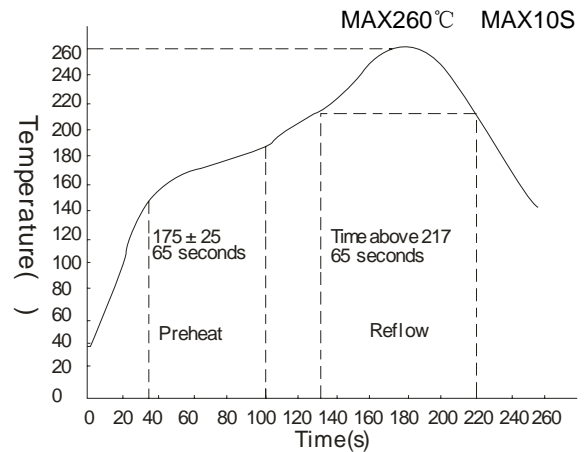
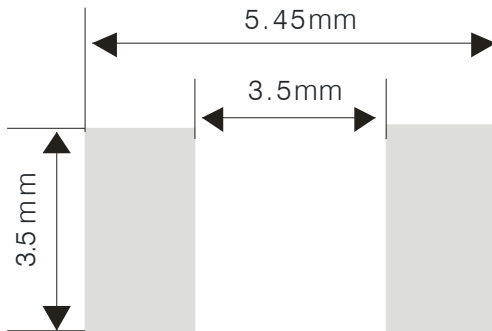


Unit:mm

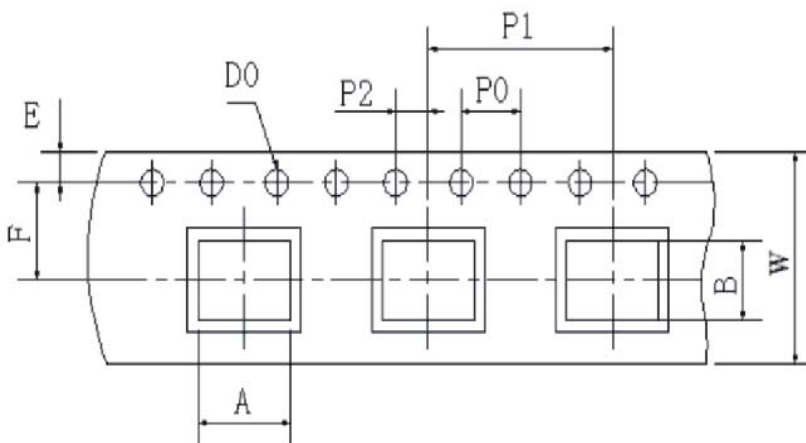
GDT Product Specification

BA*N SMD Gas Discharge Tube (4.5×3.2×2.7mm)**


5、RECOMMENDED SOLDERING PAD AND REFLOW PROFILE


6、OPERATION AND STORAGE TEMPERATURE: -40°C ~ +85°C

7、PACKAGE REEL INFORMATION



ITEM	DIM(mm)
A	3.7 ± 0.20
B	4.7 ± 0.20
D0	1.50 ± 0.10
E	1.75 ± 0.10
F	5.5 ± 0.10
P0	4.0 ± 0.1
P1	8.0 ± 0.10
P2	2.0 ± 0.1
W	12.0 ± 0.30

OUTLINE	UNIT WEIGHT (g)	REEL (PCS)	PER CARTON (PCS)	REEL DIAMETERS (mm)	CARTON SIZE(mm)		
					L	W	H
TAPING	~0.2	2,000	32,000	330	360	360	360

Remark:

- Company name change from *Bencent Electronics Limited* to *Shenzhen Bencent Electronics Co., Ltd*
- Add items of Operation and Storage Temperature
- Add items of UNIT WEIGHT

Special Notes

- Shenzhen Bencent Electronics Co., Ltd (BENCENT) reserves the rights to make changes without further notice to its products herein.
- BENCENT does not assume any liability arising out of the application or usage of any product or circuit, and specifically disclaims any and all liability, including without limitation special, consequential or incidental damages.
- Any special usage must be authorized by BENCENT in advance; otherwise BENCENT does not take any liability of it.

Date Issued:2010/07