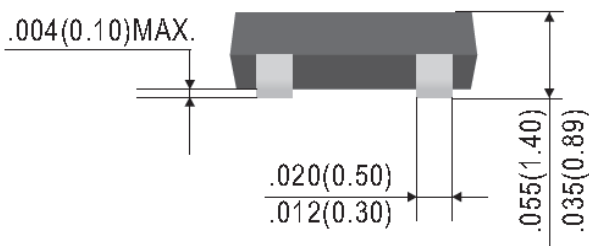
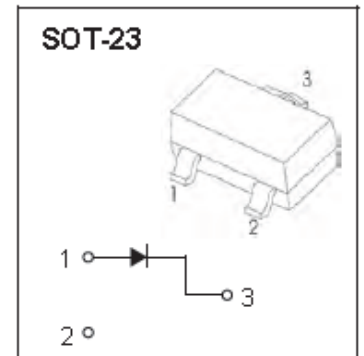
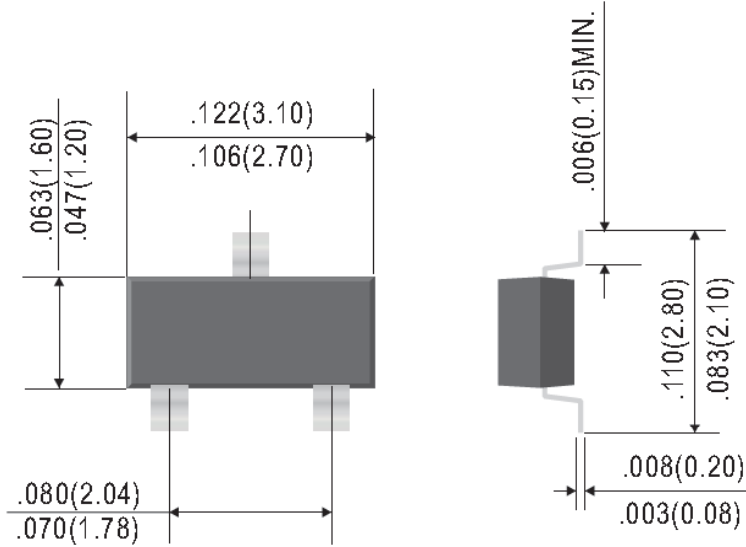




# BAS19, BAS20



## Plastic-Encapsulate Diodes



Dimensions in inches and (millimeters)

### FEATURES

- Fast Switching Speed
- Surface Mount Package Ideally Suited for Automatic Insertion
- For General Purpose Switching Applications
- High Conductance
- Pb-Free package is available
- RoHS product for packing code suffix "G"
- Halogen free product for packing code suffix "H"
- Moisture Sensitivity Level 1

**MARKING:**      **BAS19**    **JP**  
                      **BAS20**    **JR&A80**



# BAS19, BAS20



## Plastic-Encapsulate Diodes

Maximum Ratings ( $T_a=25^\circ\text{C}$ unless otherwise noted)				
Parameter	Symbol	BAS19	BAS20	Unit
Non-Repetitive Peak reverse voltage	$V_{RM}$	100	150	V
DC Blocking Voltage	$V_R$			
Average Rectified Forward Current	$I_O$	200		mA
Power Dissipation	$P_D$	200		mW
Thermal Resistance From Junction To Ambient	$R_{\theta JA}$	625		$^\circ\text{C/W}$
Junction temperature	$T_J$	150		$^\circ\text{C}$
Operating/ Storage temperature	$T_{STG}$	-55~+150		$^\circ\text{C}$

Electrical Characteristics ( $T_a=25^\circ\text{C}$ unless otherwise noted)						
Parameter	Symbol	Test conditions	Min.	Typ.	Max.	Unit
Reverse Breakdown Voltage	BAS19	$I_R=100\mu\text{A}$	100	—	—	V
	BAS20		150	—	—	
Reverse voltage leakage current	BAS19	$V_R=100\text{V}$	—	—	0.1	$\mu\text{A}$
	BAS20	$V_R=150\text{V}$	—	—		
Forward voltage	$V_F$	$I_F=100\text{mA}$	—	—	1	V
		$I_F=200\text{mA}$	—	—	1.25	
Total capacitance	$C_T$	$V_R=0\text{V}, f=1\text{MHz}$	—	—	5	pF
Reverse Recovery Time	$t_{rr}$	$I_F=I_R=30\text{mA}$ $I_{rr}=0.1I_R$	—	—	50	ns