

High Voltage Switching Diodes

BAS21H

FEATURES

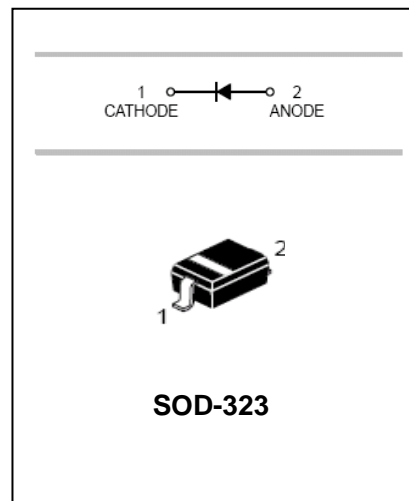
- Fast switching
- Designed for surface mount application
- Plastic material-UL recognition flammability classification 94V-0



- MSL 1

APPLICATIONS

- Surface mount fast switching diode



ORDERING INFORMATION

Type No.	Marking	Package Code
BAS21H	JS	SOD-323

MAXIMUM RATING @ Ta=25°C unless otherwise specified

Characteristic	Symbol	Value	Unit
Continuous Reverse Voltage	V_R	250	V
Repetitive Peak Reverse Voltage	V_{RRM}	250	V
Forward Continuous Current	I_F	200	mA
Peak forward surge current	I_{FSM}	625	mA
Power Dissipation	P_d	200	mW
Thermal Resistance Junction to Ambient	$R_{\theta JA}$	635	°C/W
Junction and Storage Temperature Range	T_j, T_{STG}	-55 to +150	°C

ELECTRICAL CHARACTERISTICS @ Ta=25°C unless otherwise specified

Characteristic	Symbol	Min	Max	Unit	Test Condition
Reverse Breakdown Voltage	$V_{(BR)R}$	250	-	V	$I_R=100\mu A$
Forward Voltage	V_F	-	1000 1250	mV	$I_F=100mA$ $I_F=200mA$
Reverse Current	I_R	-	0.1 100	μA	$V_R=200V$ $V_R=200V, T_J=150^\circ C$
Diode Capacitance	C_D	-	5	pF	$V_R=0, f=1.0MHz$
Reverse Recovery Time	t_{rr}	-	50	ns	$I_F=I_R=30mA, R_L=100\Omega$

High Voltage Switching Diodes

BAS21H

TYPICAL CHARACTERISTICS @ $T_a=25^\circ\text{C}$ unless otherwise specified

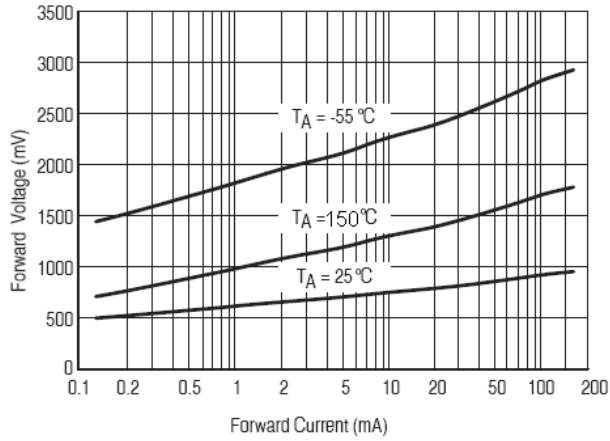


Figure 1. Forward Voltage

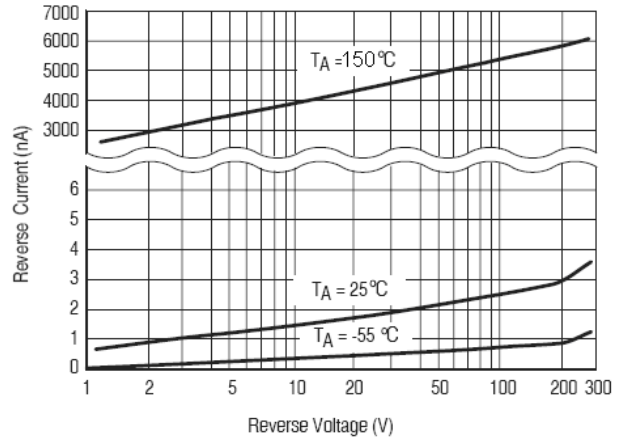


Figure 2. Reverse Leakage

PACKAGE OUTLINE

Plastic surface mounted package

SOD-323

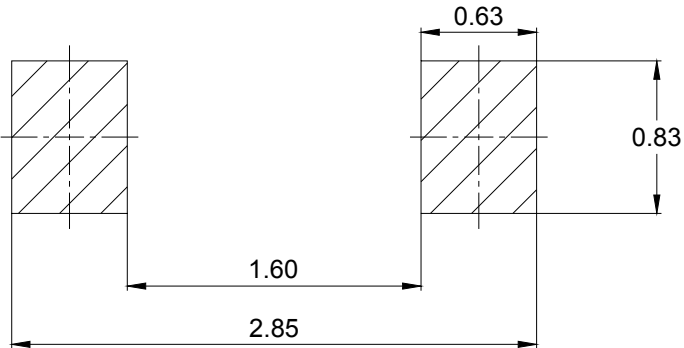
Mechanical drawing of the SOD-323 package showing dimensions: A (width), B (height), C (width of lead), D (lead thickness), E (lead length), H (lead width), J (lead thickness), and K (total width including leads).

SOD-323		
Dim	Min	Max
A	1.60	1.80
B	1.20	1.40
C	0.9 Max	
D	0.30 Typical	
E	0.22	0.42
H	0.02	0.1
J	0.1 Typical	
K	2.55	2.75
All Dimensions in mm		

High Voltage Switching Diodes

BAS21H

SOLDERING FOOTPRINT



Unit : mm

PACKAGE INFORMATION

Device	Package	Shipping
BAS21H	SOD-323	3000/Tape&Reel