

BAS21T

SWITCHING DIODE

VOLTAGE	250 Volt	POWER	150 mW
----------------	-----------------	--------------	---------------

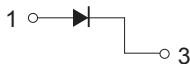
SOT-523 Unit:mm

FEATURES

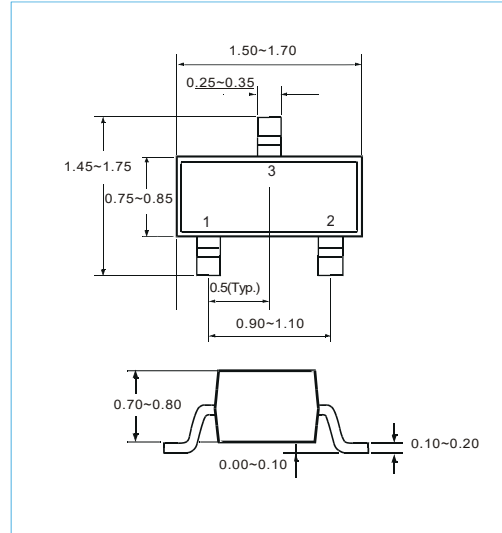
- Fast Switching Speed
- For General Purpose Switching Applications
- Lead free in compliance with EU RoHS
- Marking code: T3

MECHANICAL DATA

- Case Material: Molded Plastic.
- UL Flammability Classification Rating 94V-0



2 °



MAXIMUM RATINGS AND ELECTRICAL CHARACTERISTICS($T_A = 25^\circ\text{C}$ unless otherwise noted)

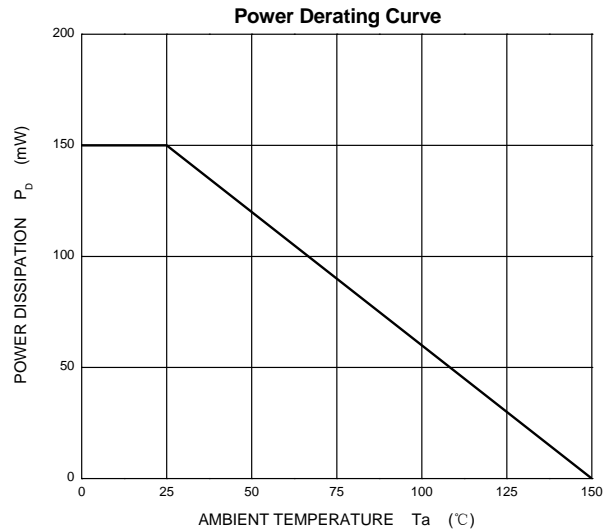
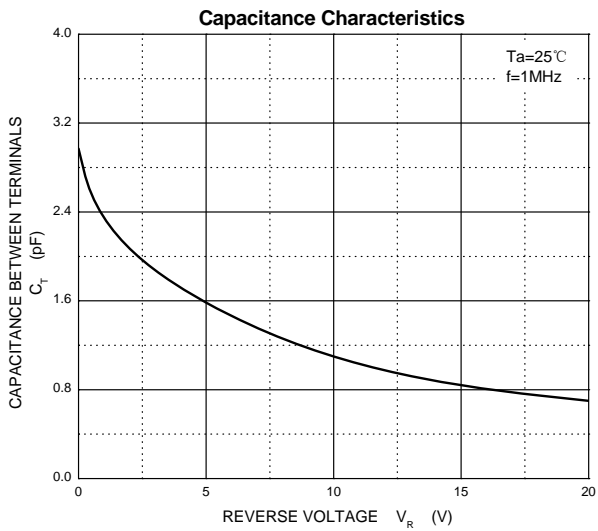
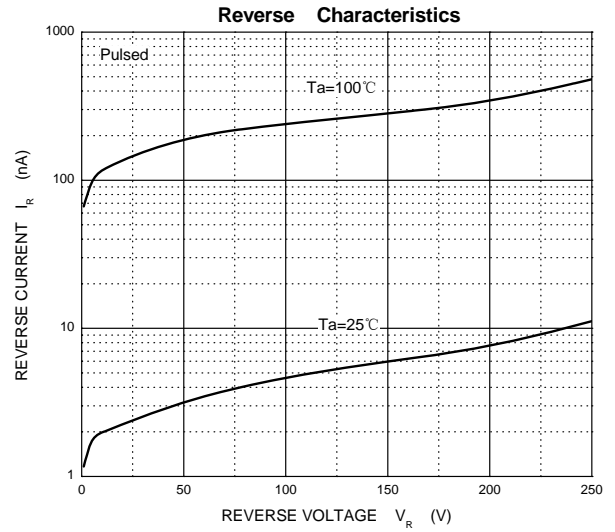
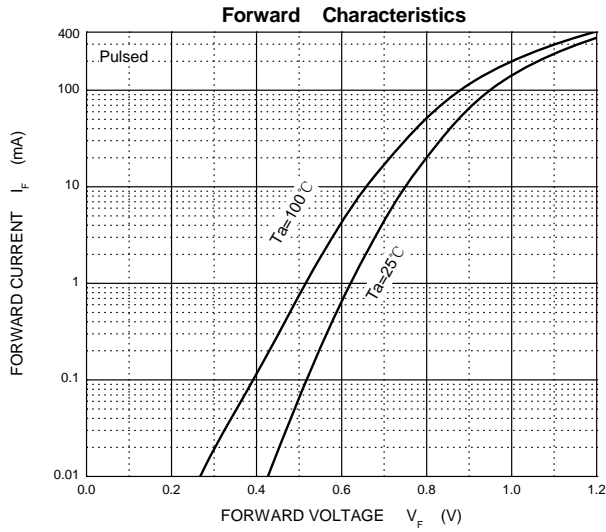
Parameter	Symbol	Limit	Unit
Peak Repetitive Peak Reverse Voltage	V_{RRM}	250	V
Working Peak Reverse Voltage	V_{RWM}		
DC Blocking Voltage	V_R		
RMS Reverse Voltage	$V_{R(RMS)}$	175	V
Forward Continuous Current	I_{FM}	400	mA
Average Rectified Output Current	I_O	200	mA
Non-Repetitive Peak Forward Surge Current @ $t=8.3\text{ms}$	I_{FSM}	2.5	A
Power Dissipation	P_d	150	mW
Thermal Resistance Junction to Ambient	$R_{\theta JA}$	833	$^\circ\text{C/W}$
Junction Temperature	T_j	150	$^\circ\text{C}$
Storage Temperature	T_{STG}	-55~+150	$^\circ\text{C}$

ELECTRICAL CHARACTERISTICS($T_A = 25^\circ\text{C}$ unless otherwise noted)

Characteristic	Symbol	Conditions	Min	Typ	Max	Unit
Reverse Breakdown Voltage	$V_{(BR)R}$	($I_R = 100\mu\text{A}$)	250			V
Reverse Leakage	I_R	($V_R = 250\text{V}$)			0.1	μA
Forward Voltage	V_F	($I_F = 100\text{mA}$) ($I_F = 200\text{mA}$)			1.00 1.25	V
Total Capacitance	C_T	($V_R = 0\text{V}$, $f = 1.0\text{MHz}$)			5.0	pF
Reverse Recovery Time	t_{rr}	$I_F=30\text{mA}$, $I_R=30\text{mA}$, $I_{rr}=0.1I_R$, $R_L=100\Omega$			50	ns

BAS21T

Typical Characteristics

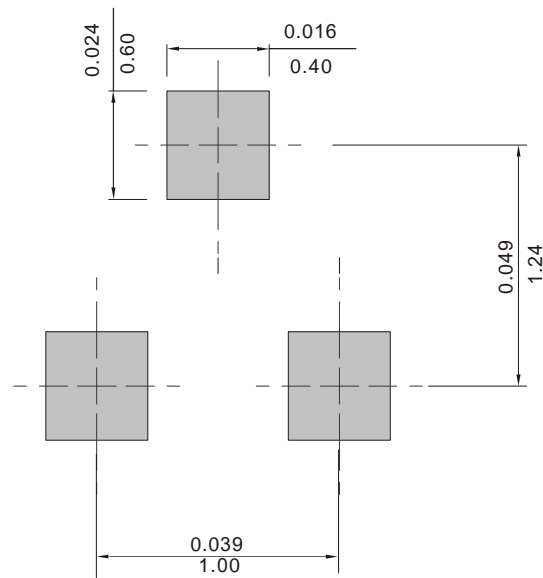


BAS21T

MOUNTING PAD LAYOUT

SOT-523

Unit:Inch(mm)



ORDER INFORMATION

- Packing information

Part Number	Case	Reel Size	QUANTITY
BAS21T	SOT-523	7 Inch	3000