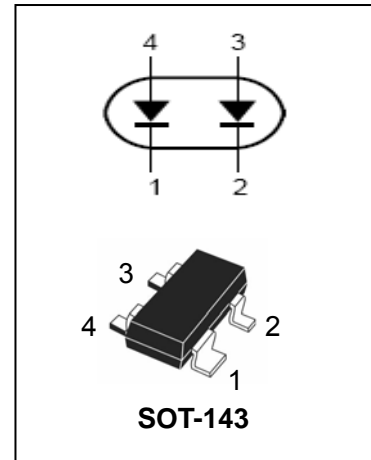


Surface mount switching diode

BAS28

FEATURES

- Continuous reverse voltage:max.75V
- High switching speed:4ns.
- Repetitive peak forward current:max.500mA



APPLICATIONS

- High speed switching application.

ORDERING INFORMATION

Type No.	Marking	Package Code
BAS28	JT	SOT-143

MAXIMUM RATING @ Ta=25°C unless otherwise specified

Characteristic	Symbol	Limits	Unit
Repetitive Peak Reverse Voltage	V_{RRM}	85	V
Continuous Reverse Voltage	V_R	75	V
Continuous forward current	I_F	215	mA
Repetitive peak forward current	I_{FRM}	500	mA
Surge current	I_{FSM}	4	A
		1	
		0.5	
Power Dissipation	P_d	250	mW
Thermal resistance from junction to ambient	$R_{\theta JA}$	500	°C/W
Operating Junction Temperature Range	T_j	150	°C
Storage Temperature Range	T_{STG}	-65 to +150	°C

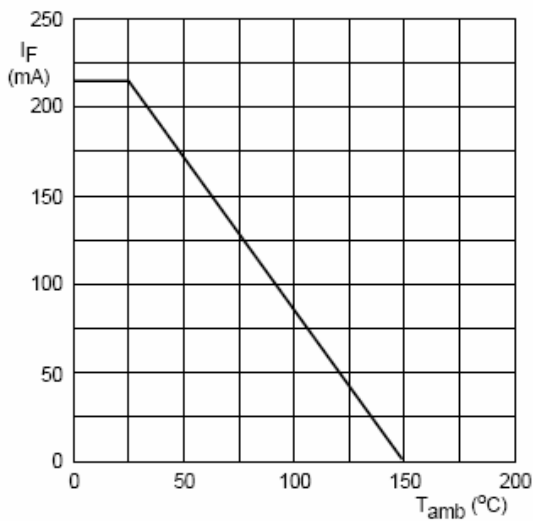
Surface mount switching diode

BAS28

ELECTRICAL CHARACTERISTICS @ Ta=25°C unless otherwise specified

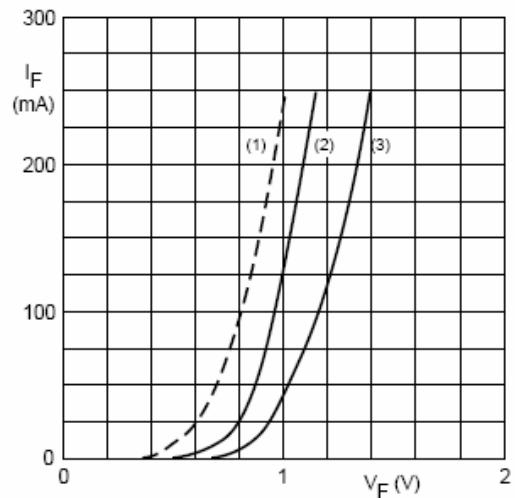
Characteristic	Symbol	Min	Typ	MAX	UNIT	Test Condition
Reverse Breakdown Voltage	$V_{(BR)R}$	75	-	-	V	$I_R = 100\mu A$
Forward Voltage	V_F	-	-	0.715 0.855 1.0 1.25	V	$I_F = 1mA$ $I_F = 10mA$ $I_F = 50mA$ $I_F = 100mA$
Reverse Leakage Current	I_R	-	-	0.03 1.0	μA	$V_R = 25V$ $V_R = 75V$
Diodes Capacitance	C_d	-	-	1.5	pF	$V_R = 0V, f = 1.0MHz$
Reverse Recovery Time	t_{rr}	-	-	4.0	ns	$I_F = I_R = 10mA, I_{rr} = 0.1 \cdot I_R$

TYPICAL CHARACTERISTICS @ Ta=25°C unless otherwise specified



Device mounted on an FR4 printed-circuit board.

Maximum permissible continuous forward current as a function of ambient temperature.



(1) T_j = 150 °C; typical values.

(2) T_j = 25 °C; typical values.

(3) T_j = 25 °C; maximum values.

Fig.3 Forward current as a function of forward voltage.

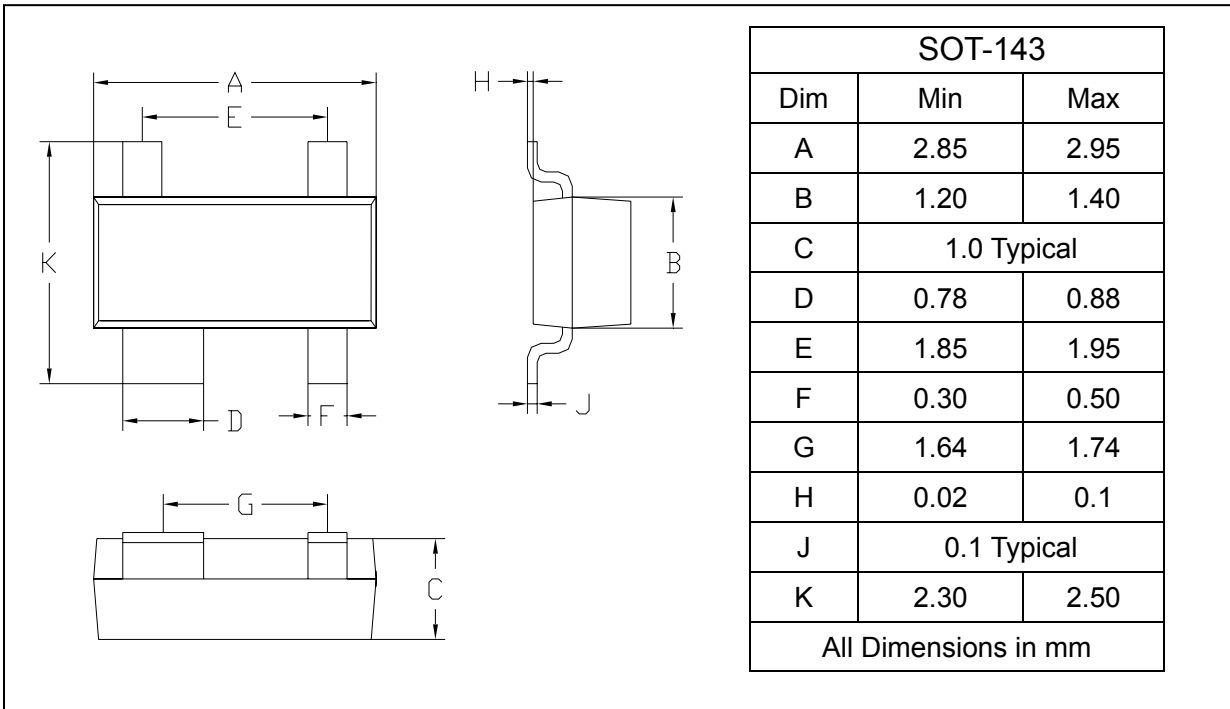
Surface mount switching diode

BAS28

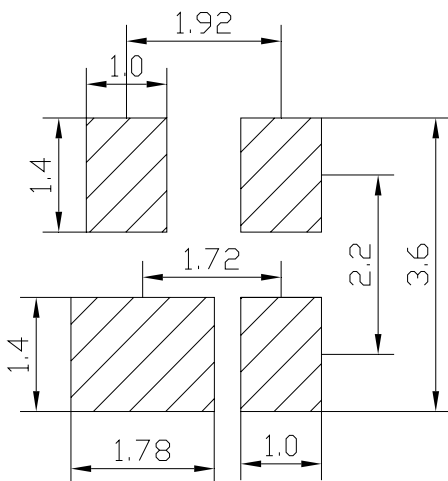
PACKAGE OUTLINE

Plastic surface mounted package

SOT-143



SOLDERING FOOTPRINT



Unit : mm

PACKAGE INFORMATION

Device	Package	Shipping
BAS28	SOT-143	3000/ Tape&Reel