

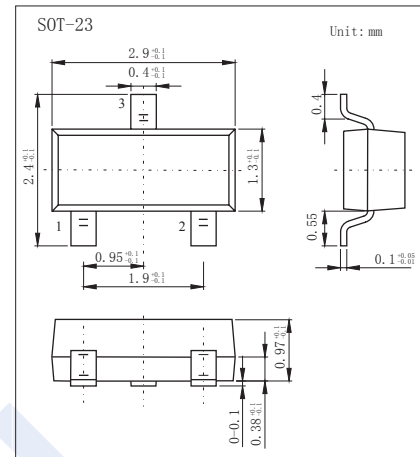
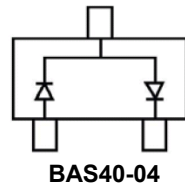
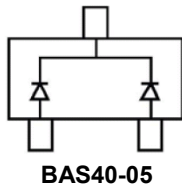
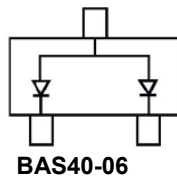
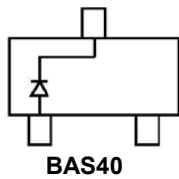
Schottky Diodes

BAS40/-04/-05/-06

(KAS40/-04/-05/-06)

■ Features

- Low Forward Voltage
- Fast Switching



■ Absolute Maximum Ratings $T_a = 25^\circ\text{C}$

Parameter	Symbol	Rating	Unit
Peak Repetitive Peak Reverse Voltage	V_{RRM}	40	V
Working Peak Reverse Voltage	V_{RWM}		
DC Blocking Voltage	V_R		
Forward Continuous Current	I_{FM}	200	mA
Power Dissipation	P_d	200	mW
Thermal Resistance Junction to Ambient	$R_{\theta JA}$	500	$^\circ\text{C}/\text{W}$
Junction Temperature	T_J	125	$^\circ\text{C}$
Storage Temperature range	T_{stg}	-55 to 150	

■ Electrical Characteristics $T_a = 25^\circ\text{C}$

Parameter	Symbol	Test Conditions	Min	Typ	Max	Unit
Reverse breakdown voltage	V_R	$I_R = 100 \mu\text{A}$	40			V
Forward voltage	V_{F1}	$I_F = 1 \text{mA}$			0.38	
	V_{F2}	$I_F = 40 \text{mA}$			1	
Reverse voltage leakage current	I_{R1}	$V_R = 30 \text{V}$			200	nA
Junction capacitance	C_j	$V_R = 0 \text{V}, f = 1 \text{MHz}$			5	pF
Reverse recovery time	t_{rr}	$I_F = I_R = 10 \text{mA}, I_{rr} = 1 \text{mA}, R_L = 100 \Omega$			5	ns

■ Marking

NO	BAS40	BAS40-06	BAS40-05	BAS40-04
Marking	43•	46	45	44

Schottky Diodes

BAS40/-04/-05/-06

(KAS40/-04/-05/-06)

■ Typical Characteristics

