

## High Speed Switching Diode

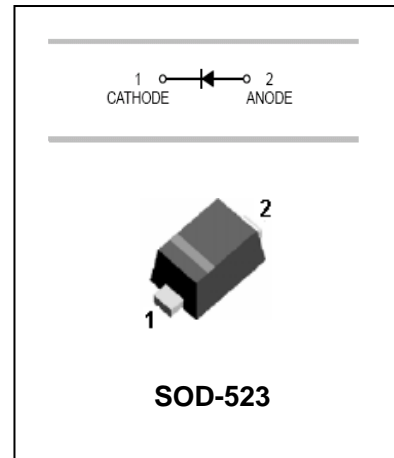
## BAS516

### FEATURES

- Ultra small plastic SMD package.
- High switching speed: max.4ns.
- Continuous reverse voltage: max.75V.
- Repetitive peak reverse voltage: max.85V
- Repetitive peak forward current: max.500mA



Lead-free



### APPLICATIONS

- High-speed switching in surface mounted circuits.

### ORDERING INFORMATION

Type No.	Marking	Package Code
BAS516	61	SOD-523

### MAXIMUM RATING @ Ta=25°C unless otherwise specified

Parameter	Symbol	Limits	Unit
Repetitive peak reverse voltage	$V_{RRM}$	100	V
Continuous reverse voltage	$V_R$	100	V
Continuous forward current	$I_F$	250	mA
Repetitive forward current	$I_{FRM}$	500	mA
Non-repetitive peak forward surge current t=1μs t=1ms t=1s	$I_{FSM}$	4 1 0.5	A
Total power dissipation	$P_{tot}$	200	mW
Thermal resistance from junction to soldering point	R th j-s	120	K/W
Junction temperature	$T_j$	150	°C
Storage temperature	$T_{stg}$	-65 to +150	°C

# High Speed Switching Diode

# BAS516

## ELECTRICAL CHARACTERISTICS @ Ta=25°C unless otherwise specified

Parameter	Symbol	Min.	Max.	Unit	Conditions
Forward voltage	$V_F$		0.715	V	$I_F=1\text{mA}$
			0.855	V	$I_F=10\text{mA}$
			1	V	$I_F=50\text{mA}$
			1.25	V	$I_F=150\text{mA}$
Reverse current	$I_R$		30	nA	$V_R=25\text{V}$
			30	$\mu\text{A}$	$V_R=25\text{V } T_J=150^\circ\text{C}$
			1	$\mu\text{A}$	$V_R=75\text{V}$
			50	$\mu\text{A}$	$V_R=75\text{V } T_J=150^\circ\text{C}$
Diode capacitance	$C_d$		1	pF	$V_R=0, f=1\text{MHz}$
Reverse recovery time	$t_{rr}$		4	ns	$I_F=10\text{mA}, I_R=10\text{mA}, R_L=400\Omega$

## TYPICAL CHARACTERISTICS @ Ta=25°C unless otherwise specified

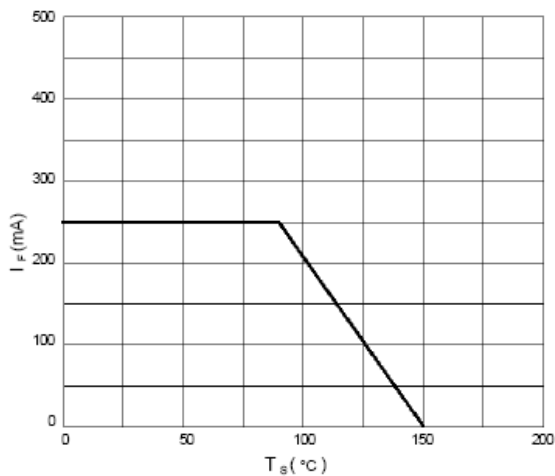


Fig.1 Maximum permissible continuous forward current as a function of soldering point temperature.

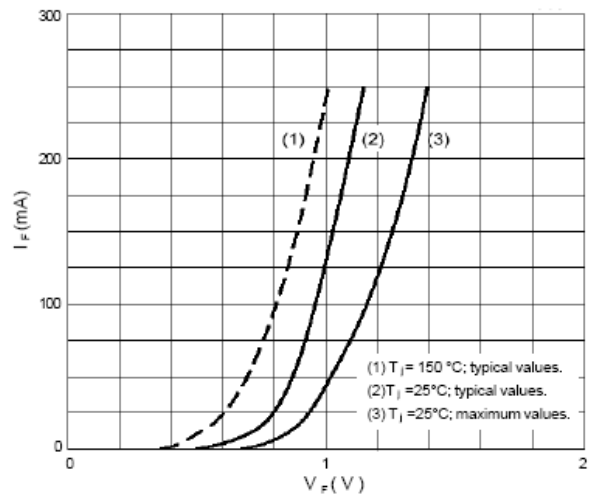


Fig.2 Forward current as a function of forward voltage.

# High Speed Switching Diode

# BAS516

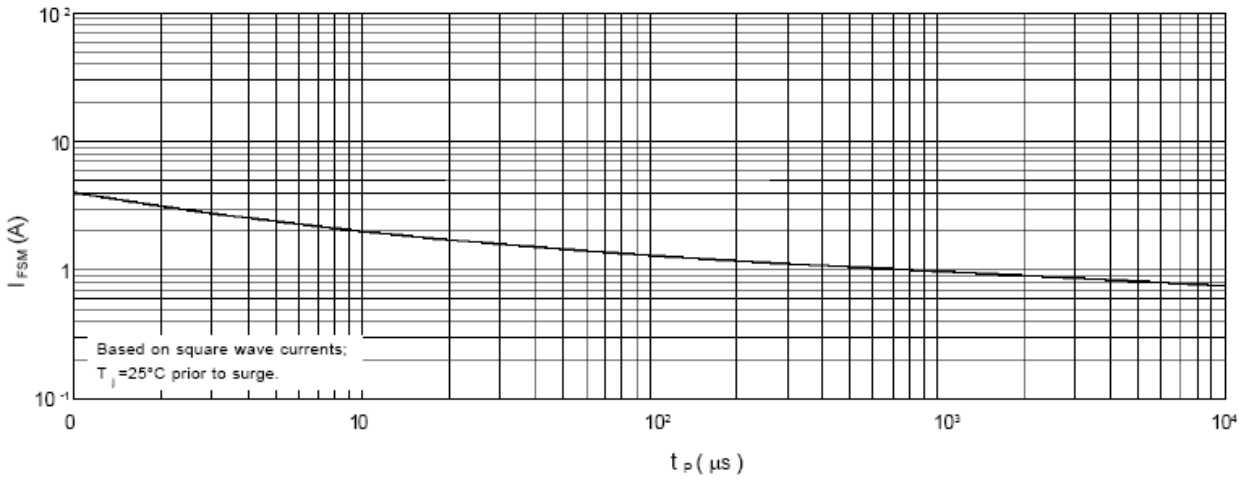


Fig.3 Maximum permissible non-repetitive peak forward current as a function of pulse duration.

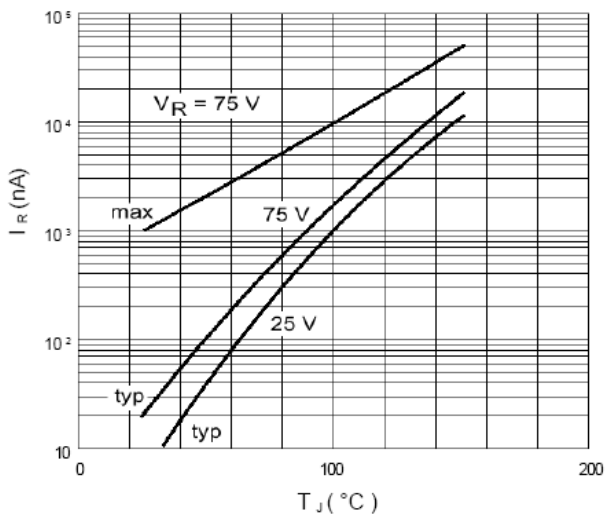


Fig.4 Reverse current as a function of junction temperature.

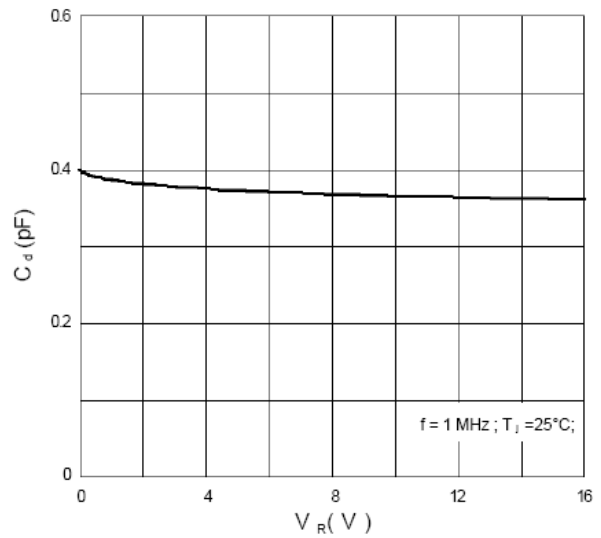


Fig.5 Diode capacitance as a function of reverse voltage; typical values.

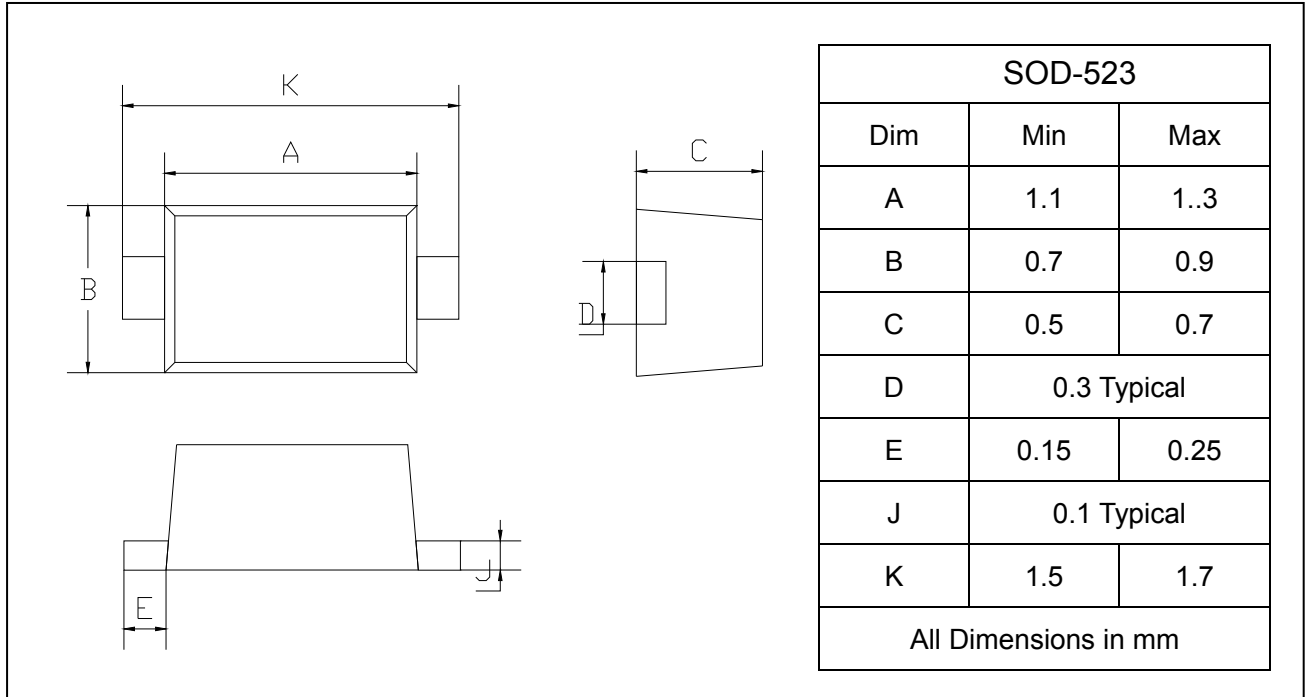
## High Speed Switching Diode

## BAS516

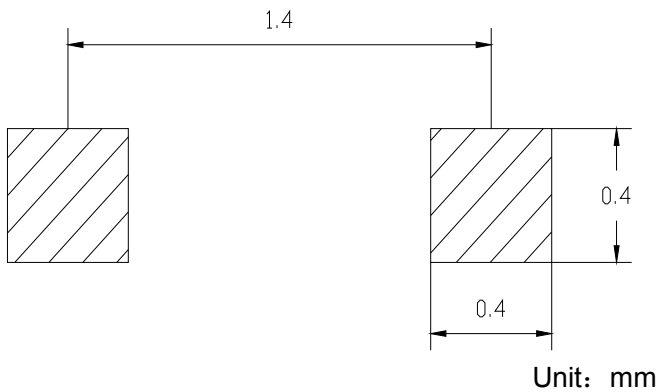
### PACKAGE OUTLINE

Plastic surface mounted package

SOD-523



### SOLDERING FOOTPRINT



### PACKAGE INFORMATION

Device	Package	Shipping
BAS516	SOD-523	3000/Tape&Reel