



# BAS56

## High-speed double diode

Rev. 3 — 29 June 2010

Product data sheet

## 1. Product profile

### 1.1 General description

Two high-speed switching diodes fabricated in planar technology, and encapsulated in a small SOT143B Surface-Mounted Device (SMD) plastic package. The diodes are not connected.

### 1.2 Features and benefits

- High switching speed:  $t_{rr} \leq 6$  ns
- Reverse voltage:  $V_R \leq 60$  V
- Repetitive peak reverse voltage:  $V_{RRM} \leq 60$  V
- Repetitive peak forward current:  $I_{FRM} \leq 600$  mA
- AEC-Q101 qualified
- Small SMD plastic package

### 1.3 Applications

- High-speed switching in e.g. surface-mounted circuits

### 1.4 Quick reference data

Table 1. Quick reference data

Symbol	Parameter	Conditions	Min	Typ	Max	Unit
$I_F$	forward current		[1][2]	-	200	mA
$I_R$	reverse current	$V_R = 60$ V	-	-	100	nA
$V_R$	reverse voltage		-	-	60	V
$t_{rr}$	reverse recovery time		[3]	-	6	ns

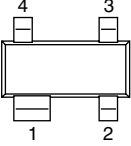
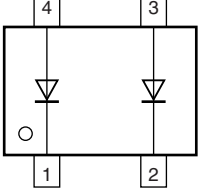
[1] Single diode loaded.

[2] Device mounted on an FR4 Printed-Circuit Board (PCB).

[3] When switched from  $I_F = 400$  mA to  $I_R = 400$  mA;  $R_L = 100$   $\Omega$ ; measured at  $I_R = 40$  mA.

2. Pinning information

Table 2. Pinning

Pin	Description	Simplified outline	Graphic symbol
1	cathode (diode 1)		 006aab100
2	cathode (diode 2)		
3	anode (diode 2)		
4	anode (diode 1)		

3. Ordering information

Table 3. Ordering information

Type number	Package		
	Name	Description	Version
BAS56	-	plastic surface-mounted package; 4 leads	SOT143B

4. Marking

Table 4. Marking codes

Type number	Marking code <sup>[1]</sup>
BAS56	*L5

[1] \* = -: made in Hong Kong  
\* = p: made in Hong Kong  
\* = t: made in Malaysia  
\* = W: made in China

## 5. Limiting values

**Table 5. Limiting values**

*In accordance with the Absolute Maximum Rating System (IEC 60134).*

Symbol	Parameter	Conditions	Min	Max	Unit
$V_{RRM}$	repetitive peak reverse voltage		-	60	V
			[1] -	120	V
$V_R$	reverse voltage		-	60	V
			[1] -	120	V
$I_F$	forward current		[2][3] -	200	mA
			[2][4] -	150	mA
$I_{FRM}$	repetitive peak forward current		[3] -	600	mA
			[4] -	430	mA
$I_{FSM}$	non-repetitive peak forward current	square wave	[5]		
		$t_p = 1 \mu s$	-	9	A
		$t_p = 100 \mu s$	-	3	A
		$t_p = 10 ms$	-	1.7	A
$P_{tot}$	total power dissipation	$T_{amb} = 25^\circ C$	[2] -	250	mW
$T_j$	junction temperature		-	150	$^\circ C$
$T_{stg}$	storage temperature		-65	+150	$^\circ C$

[1] Series connection.

[2] Device mounted on an FR4 PCB.

[3] Single diode loaded.

[4] Double diode loaded.

[5]  $T_j = 25^\circ C$  prior to surge.

## 6. Thermal characteristics

**Table 6. Thermal characteristics**

Symbol	Parameter	Conditions	Min	Typ	Max	Unit
$R_{th(j-a)}$	thermal resistance from junction to ambient	in free air	[1] -	-	500	K/W
$R_{th(j-t)}$	thermal resistance from junction to tie-point		-	-	360	K/W

[1] Device mounted on an FR4 PCB.

## 7. Characteristics

**Table 7. Characteristics**

$T_j = 25\text{ °C}$  unless otherwise specified.

Symbol	Parameter	Conditions	Min	Typ	Max	Unit
$V_F$	forward voltage	$I_F = 200\text{ mA}$	[1] -	-	1	V
$I_R$	reverse current	$V_R = 60\text{ V}$	-	-	100	nA
		$V_R = 60\text{ V}; T_j = 150\text{ °C}$	-	-	100	μA
		$V_R = 120\text{ V}$	[2] -	-	100	nA
		$V_R = 120\text{ V}; T_j = 150\text{ °C}$	[2] -	-	100	μA
$C_d$	diode capacitance	$f = 1\text{ MHz}; V_R = 0\text{ V}$	-	-	2.5	pF
$t_{rr}$	reverse recovery time		[3] -	-	6	ns
$V_{FR}$	forward recovery voltage		[4] -	-	2	V
			[5] -	-	1.5	V

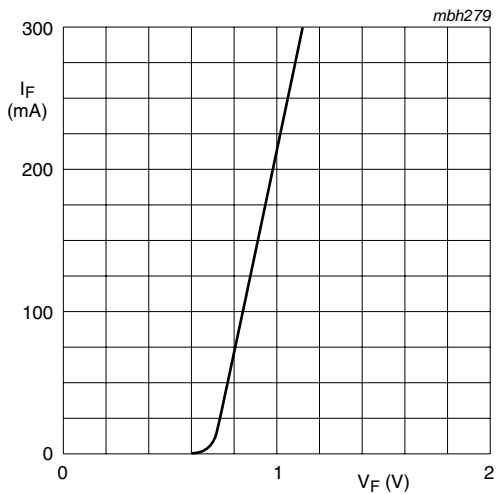
[1]  $T_{amb} = 25\text{ °C}$ ; device has reached the thermal equilibrium when mounted on an FR4 PCB.

[2] Series connection.

[3] When switched from  $I_F = 400\text{ mA}$  to  $I_R = 400\text{ mA}$ ;  $R_L = 100\text{ }\Omega$ ; measured at  $I_R = 40\text{ mA}$ .

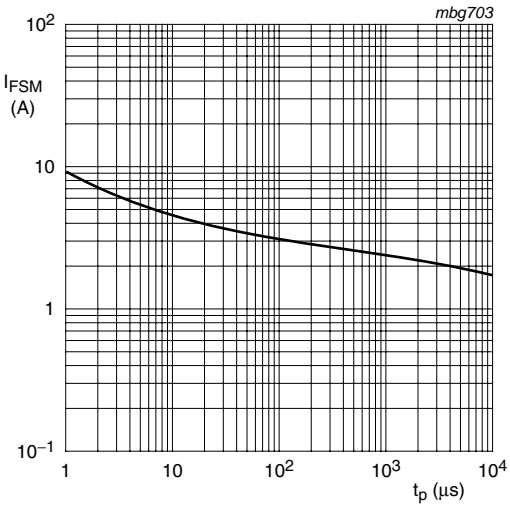
[4] When switched from  $I_F = 400\text{ mA}$ ;  $t_r = 30\text{ ns}$ .

[5] When switched from  $I_F = 400\text{ mA}$ ;  $t_r = 100\text{ ns}$ .



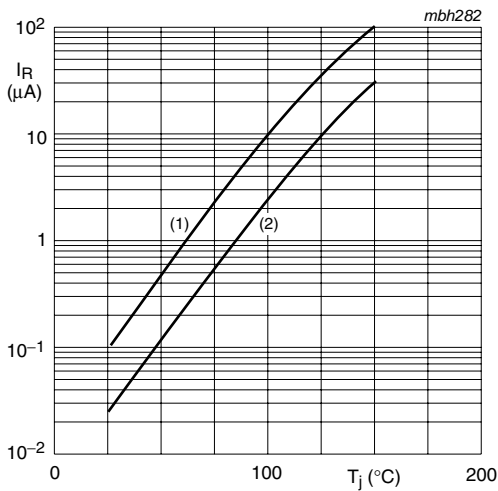
$T_j = 25\text{ °C}$

**Fig 1. Forward current as a function of forward voltage; typical values**



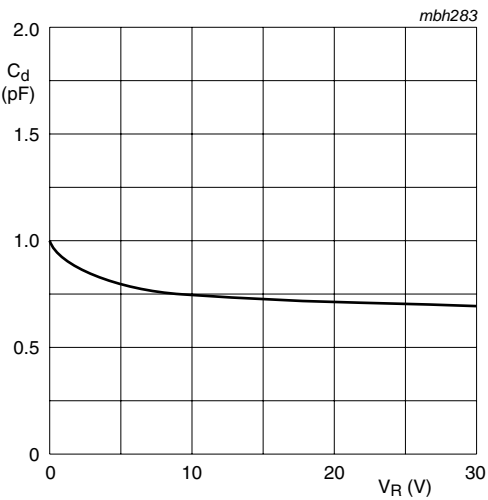
Based on square wave currents.  
 $T_j = 25\text{ °C}$ ; prior to surge

**Fig 2. Non-repetitive peak forward current as a function of pulse duration**



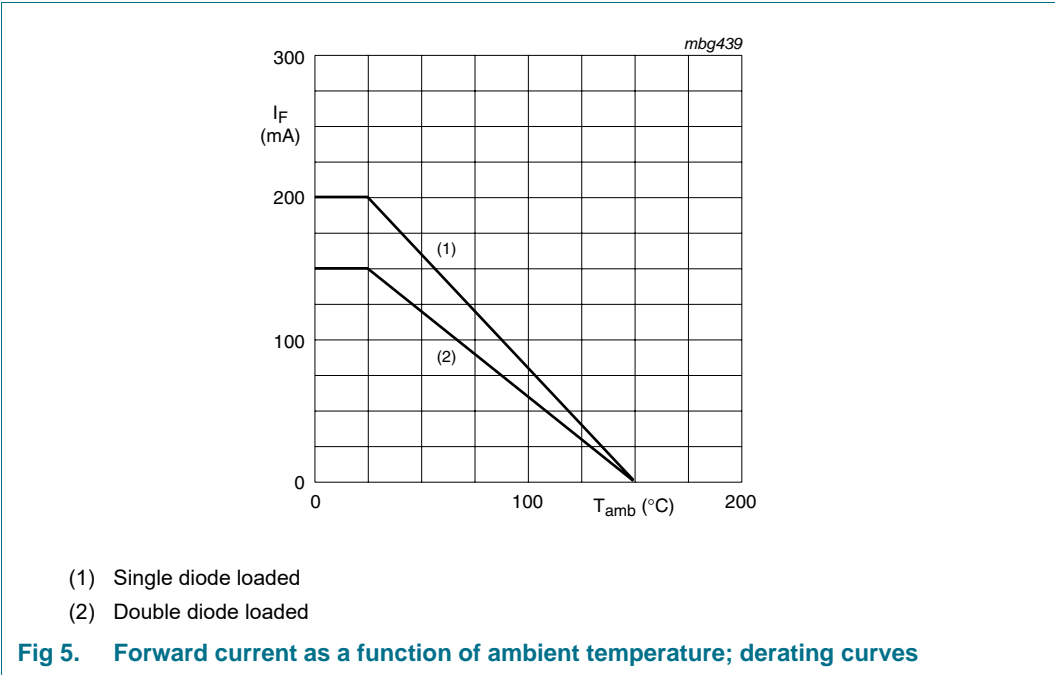
- (1)  $V_R = 60\text{ V}$ ; maximum values
- (2)  $V_R = 60\text{ V}$ ; typical values

**Fig 3. Reverse current as a function of junction temperature**

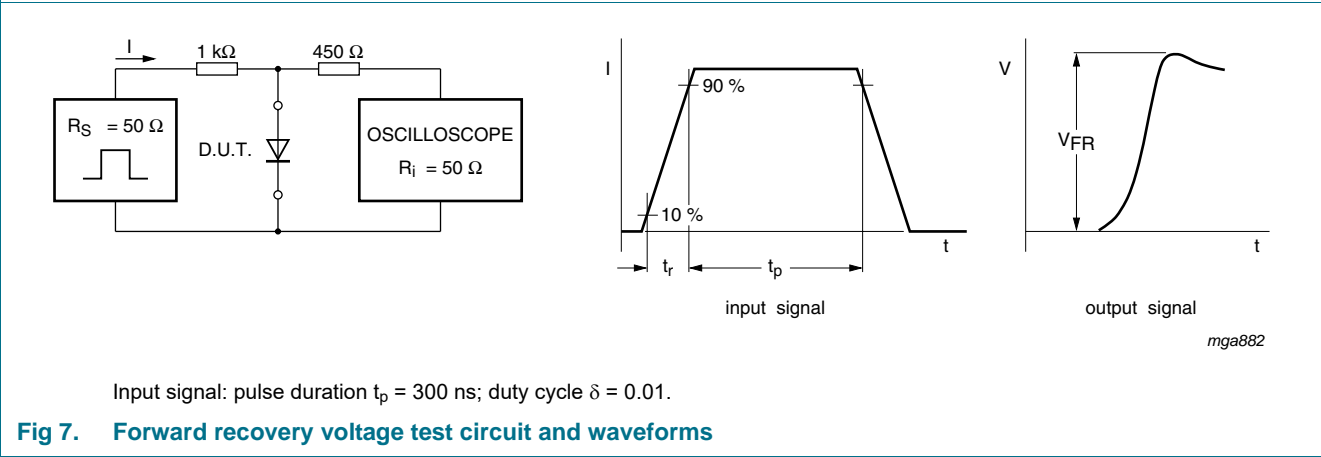
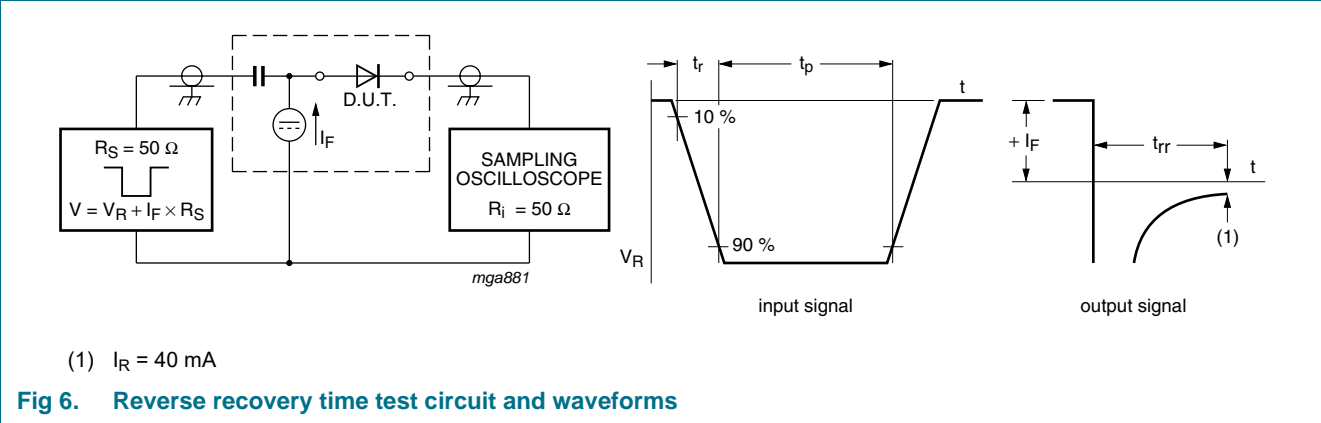


$f = 1\text{ MHz}$ ;  $T_j = 25\text{ °C}$

**Fig 4. Diode capacitance as a function of reverse voltage; typical values**



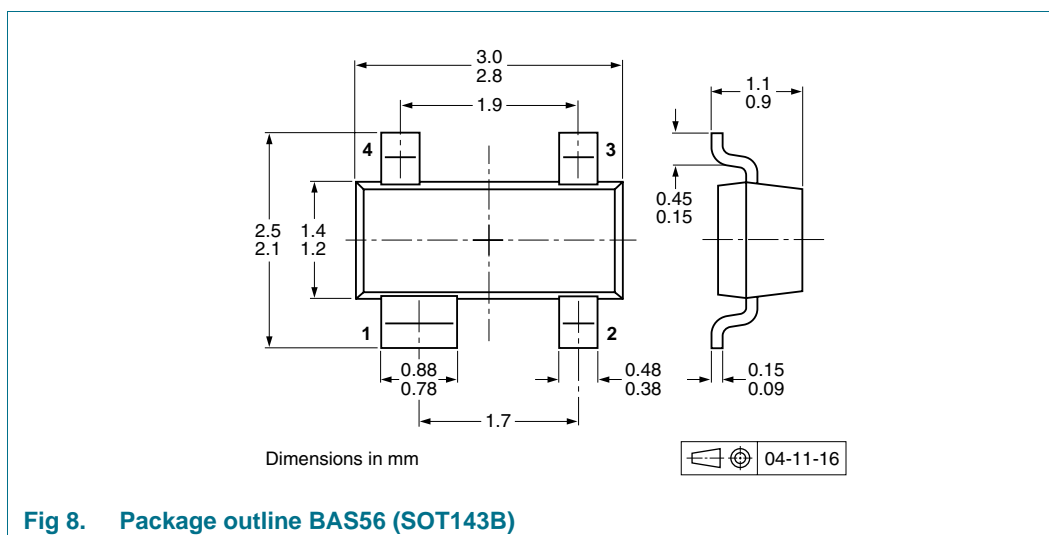
8. Test information



## 8.1 Quality information

This product has been qualified in accordance with the Automotive Electronics Council (AEC) standard *Q101 - Stress test qualification for discrete semiconductors*, and is suitable for use in automotive applications.

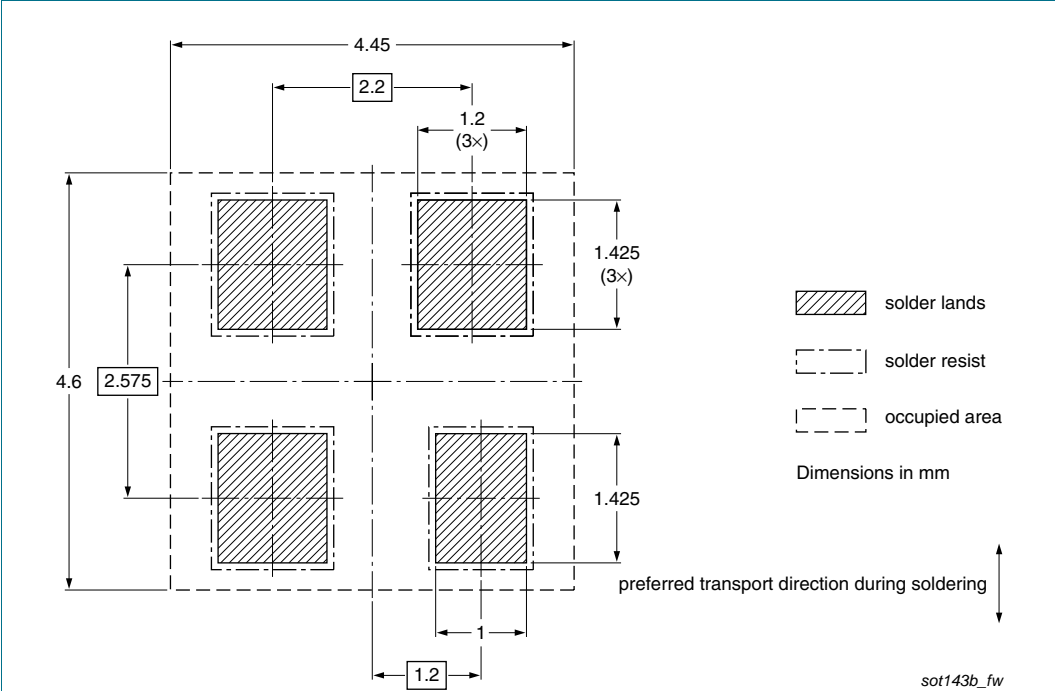
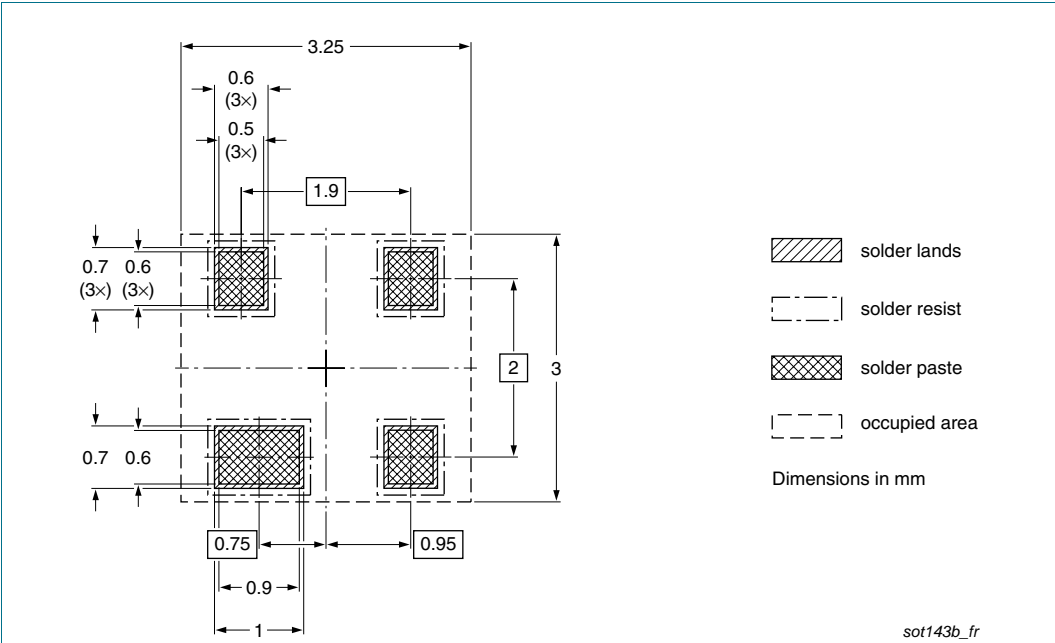
## 9. Package outline



## 10. Packing information

Please refer to packing information on [www.nexperia.com](http://www.nexperia.com).

11. Soldering





## 12. Revision history

Table 9. Revision history

Document ID	Release date	Data sheet status	Change notice	Supersedes
BAS56 v.3	20100629	Product data sheet	-	BAS56_2
Modifications:	<ul style="list-style-type: none"><li>• The format of this data sheet has been redesigned to comply with the new identity guidelines of NXP Semiconductors.</li><li>• Legal texts have been adapted to the new company name where appropriate.</li><li>• <a href="#">Section 1.1 “General description”</a>: amended</li><li>• <a href="#">Section 4 “Marking”</a>: updated</li><li>• <a href="#">Table 1 “Quick reference data”</a>: added</li><li>• <a href="#">Section 8 “Test information”</a>: added</li><li>• <a href="#">Figure 8</a>: superseded by minimized package outline drawing</li><li>• <a href="#">Section 10 “Packing information”</a>: added</li><li>• <a href="#">Section 11 “Soldering”</a>: added</li><li>• <a href="#">Section 13 “Legal information”</a>: updated</li></ul>			
BAS56_2	19960910	Product specification	-	BAS56_1
BAS56_1	19960423	Product specification	-	-

## 13. Legal information

### 13.1 Data sheet status

Document status <sup>[1][2]</sup>	Product status <sup>[3]</sup>	Definition
Objective [short] data sheet	Development	This document contains data from the objective specification for product development.
Preliminary [short] data sheet	Qualification	This document contains data from the preliminary specification.
Product [short] data sheet	Production	This document contains the product specification.

[1] Please consult the most recently issued document before initiating or completing a design.

[2] The term 'short data sheet' is explained in section "Definitions".

[3] The product status of device(s) described in this document may have changed since this document was published and may differ in case of multiple devices. The latest product status information is available on the Internet at URL <http://www.nexperia.com>.

### 13.2 Definitions

**Draft** — The document is a draft version only. The content is still under internal review and subject to formal approval, which may result in modifications or additions. Nexperia does not give any representations or warranties as to the accuracy or completeness of information included herein and shall have no liability for the consequences of use of such information.

**Short data sheet** — A short data sheet is an extract from a full data sheet with the same product type number(s) and title. A short data sheet is intended for quick reference only and should not be relied upon to contain detailed and full information. For detailed and full information see the relevant full data sheet, which is available on request via the local Nexperia sales office. In case of any inconsistency or conflict with the short data sheet, the full data sheet shall prevail.

**Product specification** — The information and data provided in a Product data sheet shall define the specification of the product as agreed between Nexperia and its customer, unless Nexperia and customer have explicitly agreed otherwise in writing. In no event however, shall an agreement be valid in which the Nexperia product is deemed to offer functions and qualities beyond those described in the Product data sheet.

### 13.3 Disclaimers

**Limited warranty and liability** — Information in this document is believed to be accurate and reliable. However, Nexperia does not give any representations or warranties, expressed or implied, as to the accuracy or completeness of such information and shall have no liability for the consequences of use of such information.

In no event shall Nexperia be liable for any indirect, incidental, punitive, special or consequential damages (including - without limitation - lost profits, lost savings, business interruption, costs related to the removal or replacement of any products or rework charges) whether or not such damages are based on tort (including negligence), warranty, breach of contract or any other legal theory.

Notwithstanding any damages that customer might incur for any reason whatsoever, Nexperia's aggregate and cumulative liability towards customer for the products described herein shall be limited in accordance with the *Terms and conditions of commercial sale* of Nexperia.

**Right to make changes** — Nexperia reserves the right to make changes to information published in this document, including without limitation specifications and product descriptions, at any time and without notice. This document supersedes and replaces all information supplied prior to the publication hereof.

**Suitability for use** — Nexperia products are not designed, authorized or warranted to be suitable for use in life support, life-critical or safety-critical systems or equipment, nor in applications where failure or

malfunction of an Nexperia product can reasonably be expected to result in personal injury, death or severe property or environmental damage. Nexperia accepts no liability for inclusion and/or use of Nexperia products in such equipment or applications and therefore such inclusion and/or use is at the customer's own risk.

**Applications** — Applications that are described herein for any of these products are for illustrative purposes only. Nexperia makes no representation or warranty that such applications will be suitable for the specified use without further testing or modification.

Customers are responsible for the design and operation of their applications and products using Nexperia products, and Nexperia accepts no liability for any assistance with applications or customer product design. It is customer's sole responsibility to determine whether the Nexperia product is suitable and fit for the customer's applications and products planned, as well as for the planned application and use of customer's third party customer(s). Customers should provide appropriate design and operating safeguards to minimize the risks associated with their applications and products.

Nexperia does not accept any liability related to any default, damage, costs or problem which is based on any weakness or default in the customer's applications or products, or the application or use by customer's third party customer(s). Customer is responsible for doing all necessary testing for the customer's applications and products using Nexperia products in order to avoid a default of the applications and the products or of the application or use by customer's third party customer(s). Nexperia does not accept any liability in this respect.

**Limiting values** — Stress above one or more limiting values (as defined in the Absolute Maximum Ratings System of IEC 60134) will cause permanent damage to the device. Limiting values are stress ratings only and (proper) operation of the device at these or any other conditions above those given in the Recommended operating conditions section (if present) or the Characteristics sections of this document is not warranted. Constant or repeated exposure to limiting values will permanently and irreversibly affect the quality and reliability of the device.

**Terms and conditions of commercial sale** — Nexperia products are sold subject to the general terms and conditions of commercial sale, as published at <http://www.nexperia.com/profile/terms>, unless otherwise agreed in a valid written individual agreement. In case an individual agreement is concluded only the terms and conditions of the respective agreement shall apply. Nexperia hereby expressly objects to applying the customer's general terms and conditions with regard to the purchase of Nexperia products by customer.

**No offer to sell or license** — Nothing in this document may be interpreted or construed as an offer to sell products that is open for acceptance or the grant, conveyance or implication of any license under any copyrights, patents or other industrial or intellectual property rights.

**Export control** — This document as well as the item(s) described herein may be subject to export control regulations. Export might require a prior authorization from national authorities.

**Quick reference data** — The Quick reference data is an extract of the product data given in the Limiting values and Characteristics sections of this document, and as such is not complete, exhaustive or legally binding.

## 13.4 Trademarks

Notice: All referenced brands, product names, service names and trademarks are the property of their respective owners.

---

## 14. Contents

---

<b>1</b>	<b>Product profile</b> . . . . .	<b>1</b>
1.1	General description . . . . .	1
1.2	Features and benefits . . . . .	1
1.3	Applications . . . . .	1
1.4	Quick reference data . . . . .	1
<b>2</b>	<b>Pinning information</b> . . . . .	<b>2</b>
<b>3</b>	<b>Ordering information</b> . . . . .	<b>2</b>
<b>4</b>	<b>Marking</b> . . . . .	<b>2</b>
<b>5</b>	<b>Limiting values</b> . . . . .	<b>3</b>
<b>6</b>	<b>Thermal characteristics</b> . . . . .	<b>3</b>
<b>7</b>	<b>Characteristics</b> . . . . .	<b>4</b>
<b>8</b>	<b>Test information</b> . . . . .	<b>6</b>
8.1	Quality information . . . . .	7
<b>9</b>	<b>Package outline</b> . . . . .	<b>7</b>
<b>10</b>	<b>Packing information</b> . . . . .	<b>7</b>
<b>11</b>	<b>Soldering</b> . . . . .	<b>8</b>
<b>12</b>	<b>Revision history</b> . . . . .	<b>9</b>
<b>13</b>	<b>Legal information</b> . . . . .	<b>10</b>
13.1	Data sheet status . . . . .	10
13.2	Definitions . . . . .	10
13.3	Disclaimers . . . . .	10
13.4	Trademarks . . . . .	11
<b>14</b>	<b>Contents</b> . . . . .	<b>12</b>

---

Please be aware that important notices concerning this document and the product(s) described herein, have been included in section 'Legal information'.

---

© Nexperia B.V. 2010.

All rights reserved.

For more information, please visit: <http://www.nexperia.com>  
For sales office addresses, please send an email to:  
[salesaddresses@nexperia.com](mailto:salesaddresses@nexperia.com)

Date of release: 29 June 2010  
Document identifier: BAS56