

Surface mount schottky barrier diode

BAS70L

FEATURES


- Low turn-on voltage.
- Fast switching.
- PN Junction guard ring for transient and
- Ultra-small surface mount package.
- Also available in lead free version.



Lead-free

APPLICATIONS

- High speed switching applications.
- Circuit protecting.
- Voltage clamping.



ORDERING INFORMATION

Type No.	Marking	Package Code
BAS70L	73	DFN1006-2

MAXIMUM RATING @ Ta=25°C unless otherwise specified

Characteristic	Symbol	Limits	Unit
Peak Repetitive Reverse Voltage	V_{RRM}		
Working Peak Reverse Voltage	V_{RWM}	70	V
DC Reverse Voltage	V_R		
RMS Reverse voltage	$V_{R(RMS)}$	49	V
Forward Continuous Current	I_F	70	mA
Non-Repetitive Peak Forward Surge Current @ $t_p < 1.0s$	I_{FSM}	100	mA
Power Dissipation	P_d	200	mW
Thermal Resistance, Junction to Ambient Air	$R_{\theta JA}$	625	°C/W
Operating Junction Temperature Range	T_j	-55 to +125	°C
Storage Temperature Range	T_{STG}	-65 to +150	°C

Surface mount schottky barrier diode

BAS70L

ELECTRICAL CHARACTERISTICS @ Ta=25°C unless otherwise specified

Characteristic	Symbol	Min	MAX	UNIT	Test Condition
Reverse Breakdown Voltage	$V_{(BR)R}$	70	-	V	$I_{(BR)} = 10\mu A$
Forward Voltage	V_F	-	410 1000	mV	$t_P < 300\mu s, I_F = 1.0mA$ $t_P < 300\mu s, I_F = 15mA$
Reverse Leakage Current	I_R	-	100	nA	$t_P < 300\mu s, V_R = 50V$
Junction Capacitance	C_j	-	2.0	pF	$V_R = 0V, f = 1.0MHz$
Reverse Recovery Time	t_{rr}	-	5.0	ns	$I_F = I_R = 10mA$ to $I_R = 1.0mA, R_L = 100\Omega$

TYPICAL CHARACTERISTICS @ Ta=25°C unless otherwise specified

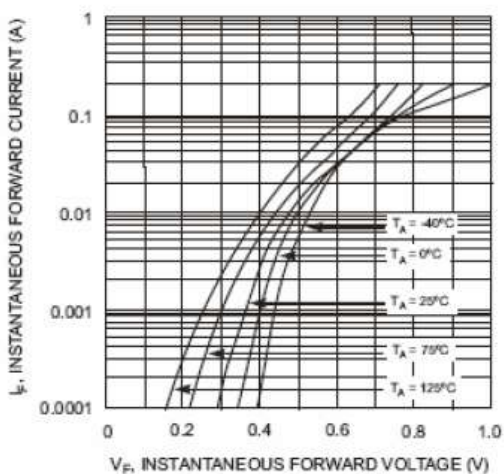


Fig. 1 Typical Forward Voltage

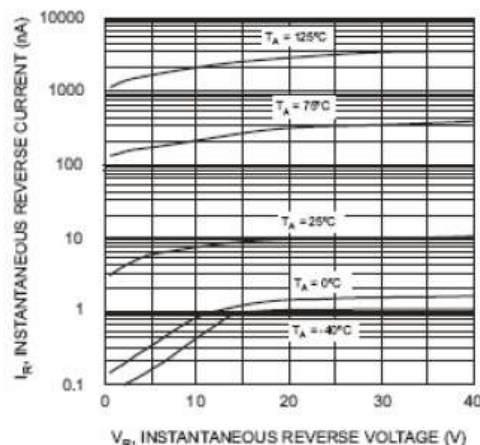


Fig. 2 Typical Reverse Characteristics

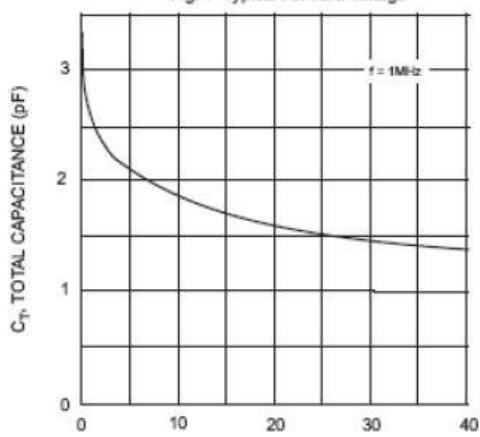


Fig. 3 Typical Capacitance

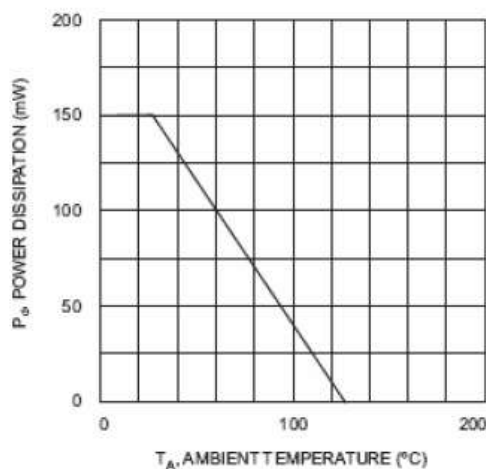


Fig. 4 Power Derating Curve, Total Package

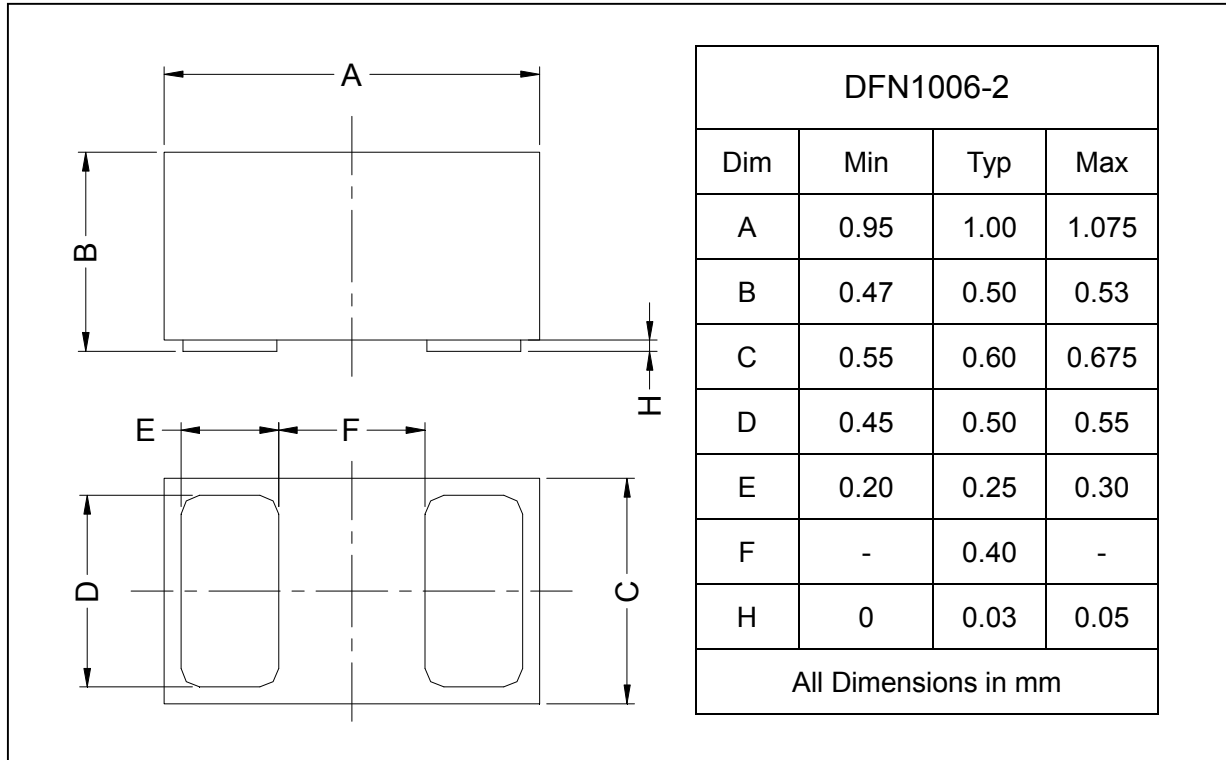
Surface mount schottky barrier diode

BAS70L

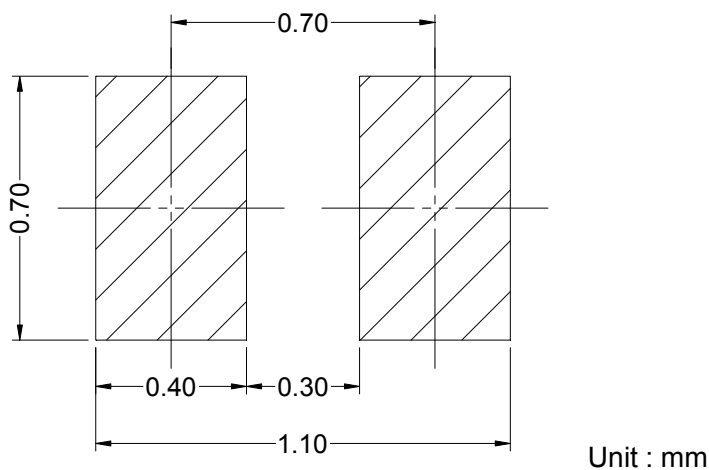
PACKAGE OUTLINE

Plastic surface mounted package

DFN1006-2



SOLDERING FOOTPRINT



PACKAGE INFORMATION

Device	Package	Shipping
BAS70L	DFN1006-2	5000/Tape&Reel