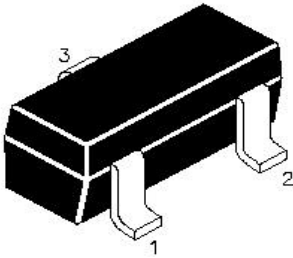


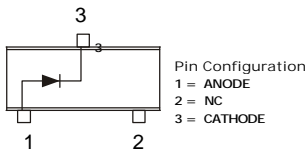
SURFACE MOUNT SCHOTTKY BARRIER DIODES

**BAS70W, BAS70-04W
BAS70-05W, BAS70-06W**

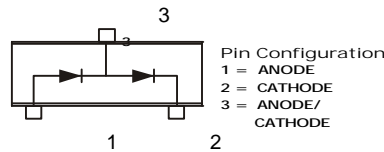
**SOT-323
Formed SMD Package**



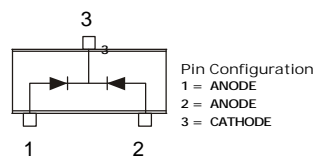
BAS70W



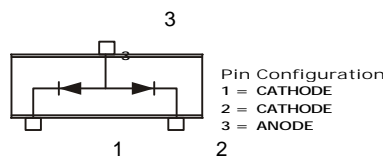
BAS70-04W



BAS70-05W



BAS70-06W



Marking

BAS70W = 73

BAS70-04W = 74

BAS70-05W = 75

BAS70-06W = 76

Ultra High Speed Switching Diodes

ABSOLUTE MAXIMUM RATINGS (per diode)

DESCRIPTION	SYMBOL	VALUE	UNIT
Continuous Reverse Voltage	V_R	70	V
Continuous Forward Current	I_F	70	mA
Repetitive Peak Forward Voltage $t_p \leq 1s; d \leq 0.5$	I_{FRM}	70	mA
Non Repetitive Peak Forward Current $t_p=10ms$	I_{FSM}	100	mA
Storage Temperature	T_{stg}	- 65 to +150	°C
Junction Temperature	T_j	150	°C
Operating Ambient Temperature	T_{amb}	- 65 to +150	°C

THERMAL RESISTANCE

Junction to Ambient in free air	$*R_{th(j-a)}$	625	K/W
---------------------------------	----------------	-----	-----

*Sot-323 standard mounting condition

ELECTRICAL CHARACTERISTICS ($T_a=25^\circ C$ unless specified otherwise) Per diode

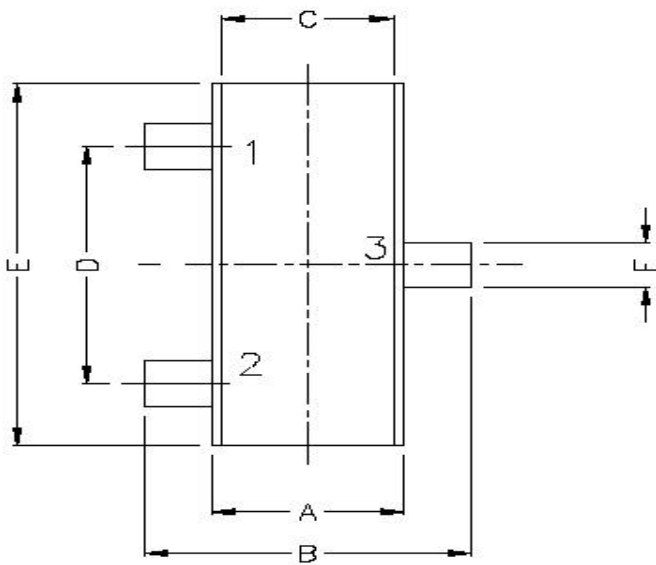
DESCRIPTION	SYMBOL	TEST CONDITION	MIN	MAX	UNIT
Forward Voltage	V_F	$I_F=1mA$		0.41	V
		$I_F=10mA$		0.75	V
		$I_F=15mA$		1.00	V
Reverse Current	I_R	$V_R=70V$		10	μA
		$V_R=50V$		0.1	μA
Change Carrier Life Time (Krakauer method)	t	$I_F=5mA$		100	ps
Diode Capacitance	C_d	$V_R=0V, f=1MHz$		2.0	pF

BAS70W_06Rev 170210E

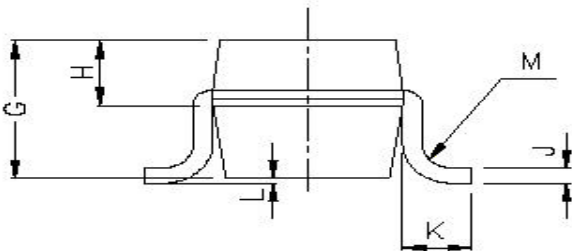
**BAS70W, BAS70-04W
BAS70-05W, BAS70-06W**

**SOT-323
Formed SMD Package**

PACKAGE SOT-323



DIM	MIN	MAX
A	1.25	1.35
B	2.02	2.18
C	1.20	1.30
D	1.25	1.35
E	2.10	2.20
F	0.27	0.33
G	0.95	1.00
H	0.35	4.00
J	0.09	0.15
K	0.25	0.33
L	0.00	0.10
M	R 0.15	R 0.20



DIMENSIONS ARE IN mm

PACKING :- 3K/REEL

Component Disposal Instructions

1. CDIL Semiconductor Devices are RoHS compliant, customers are requested to please dispose as per prevailing Environmental Legislation of their Country.
2. In Europe, please dispose as per EU Directive 2002/96/EC on Waste Electrical and Electronic Equipment (WEEE).

Disclaimer

The product information and the selection guides facilitate selection of the CDIL's Semiconductor Device(s) best suited for application in your product(s) as per your requirement. It is recommended that you completely review our Data Sheet(s) so as to confirm that the Device(s) meet functionality parameters for your application. The information furnished on the CDIL Web Site/CD are believed to be accurate and reliable. CDIL however, does not assume responsibility for inaccuracies or incomplete information. Furthermore, CDIL does not assume liability whatsoever, arising out of the application or use of any CDIL product; neither does it convey any license under its patent rights nor rights of others. These products are not designed for use in life saving/support appliances or systems. CDIL customers selling these products (either as individual Semiconductor Devices or incorporated in their end products), in any life saving/support appliances or systems or applications do so at their own risk and CDIL will not be responsible for any damages resulting from such sale(s).

CDIL strives for continuous improvement and reserves the right to change the specifications of its products without prior notice.



CDIL is a registered Trademark of
Continental Device India Limited

C-120 Naraina Industrial Area, New Delhi 110 028, India.
Telephone + 91-11-2579 6150, 4141 1112 Fax + 91-11-2579 5290, 4141 1119
email@cdil.com www.cdilsemi.com