



肖特基二極管

BAS70W /AW/CW/SW- Series

SURFACE MOUNT SCHOTTKY BARRIER DIODE SOT-323 (70V 0.2A)


FEATURE:

- ◆ Fast switching diode
- ◆ Low Turn-on voltage
- ◆ PN Junction Guard Ring for transient and ESD protection
- ◆ Designed for Surface Mount Application
- ◆ Plastic Material - UL Recognition Flammability Classification 94V-0

MECHANICAL CHARACTERISTICS:

- ◆ Case: SOT-323 Molded Plastic
- ◆ Weight: 0.006 Grams (approx)
- ◆ Marking: Body top
- ◆ Terminals: Plated leads solderable per MIL-STD-202, Method 208.
- ◆ Mounting: Position any
- ◆ Lead Free for Rohm / Lead free version and "LF" suffix to part number.

Figure

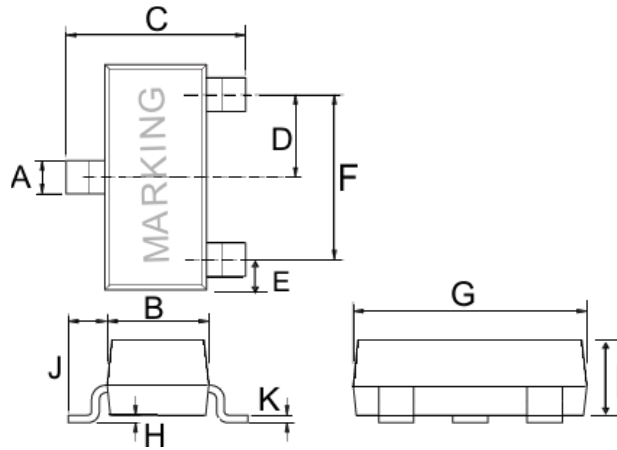


BAS70W Series Marking

- BAS70W A70
- BAS70AW A72
- BAS70CW A73
- BAS70SW A74

DIMENSION: mm

SOT-323		
Dim	Min	Max
A	0.3	0.51
B	1.15	1.35
C	2.0	2.2
D	0.65	0.65
E	0.3	0.4
F	1.2	1.4
G	1.8	2.2
H	<	0.1
I	0.9	1.1
J	<	0.25
K	0.05	0.15

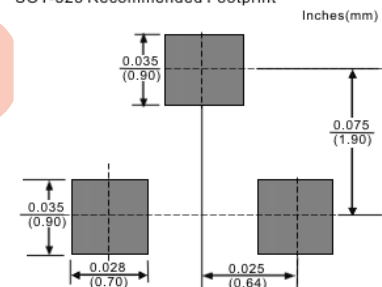


Maximum Ratings and Electrical Characteristics Single Diode @T_A=25°C unless otherwise specified

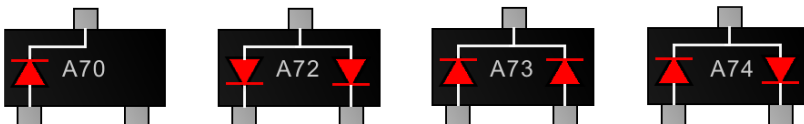
Characteristics	Symbol	Value	Unit
Peak Repetitive Voltage	V _{RRM}	70	V
Working Peak Reverse Voltage	V _{RWM}	70	V
DC Blocking Voltage	V _R	70	V
Forward Continuous Current (Note ¹)	I _F	200	mA
Power Dissipation (Note ¹)	P _d	200	mW
Forward Surge Current (Note 1) @t<1.0s	I _{FSM}	600	mA
Typical Thermal Resistance, Junction to Ambient Air (Note ¹)	R _{θJA}	625	°C/W
Operating and Storage Temperature Range	T _J , T _{STG}	-55+125	°C

Note: ¹ Device on fiberglass substrate.

SOT-323 Recommended Footprint



Top View Device Marking





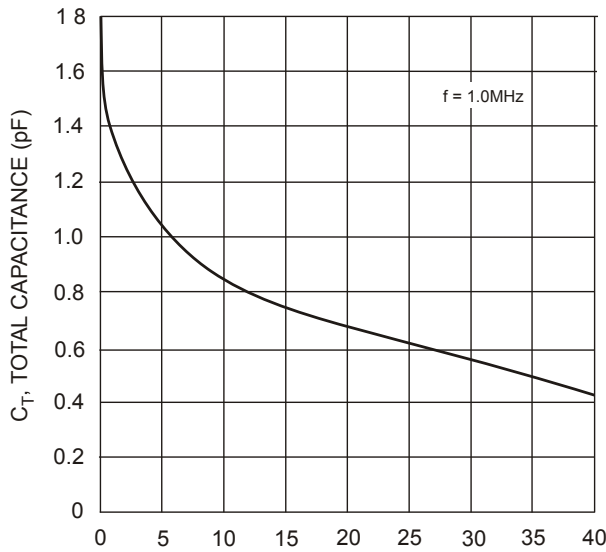
肖特基二極管

BAS70W /AW/CW/SW- Series

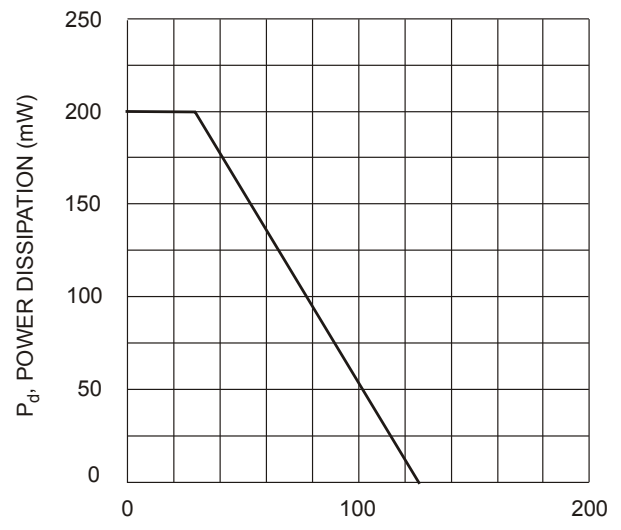
SURFACE MOUNT SCHOTTKY BARRIER DIODE SOT-323 (70V 0.2A)

□ **Maximum Ratings and Electrical Characteristics Single Diode @ $T_A=25^\circ\text{C}$ unless otherwise specified**

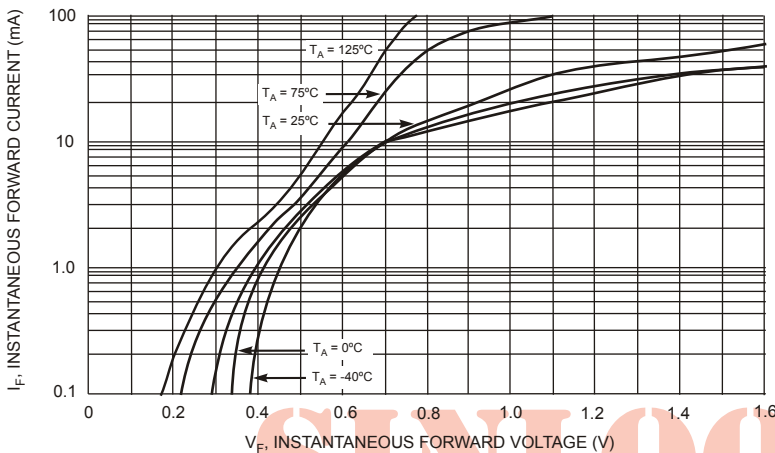
Characteristic	Symbol	Min.	Max.	Typ	Unit	Test Condition
Reverse Breakdown Voltage	$V_{(BR)R}$	70	----	---	V	@ $I_R = 10\mu\text{A}$
Forward Voltage	V_F	----	410	---	mV	@ $I_F = 1\text{mA}$, $t_p < 300\mu\text{s}$
			750			@ $I_F = 10\text{mA}$, $t_p < 300\mu\text{s}$
			1000			@ $I_F = 15\text{mA}$, $t_p < 300\mu\text{s}$
Reverse Leakage Current	I_R	----	100	20	nA	$V_R = 50\text{V}$, $t_p < 300\mu\text{s}$
Junction Capacitance	C_j	----	2.0	1.5	pF	$V_R = 1.0\text{V}$, $f = 1.0\text{MHz}$
Reverse Recovery Time	t_{rr}	----	5.0	---	nS	$I_F=10\text{mA}$, through $I_R=10\text{mA}$ to $I_R=1.0\text{mA}$, $R_L=100\Omega$



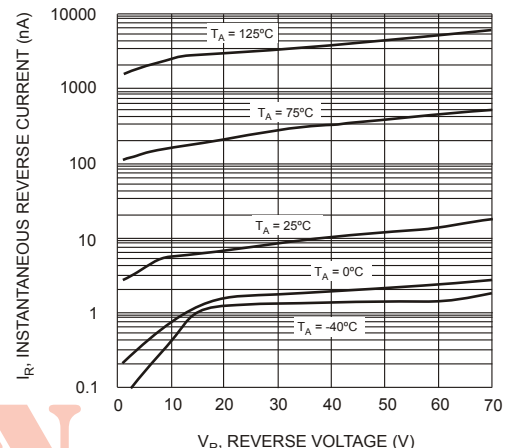
V_R , REVERSE VOLTAGE (V)
Fig. 1 Typical Capacitance



T_A , AMBIENT TEMPERATURE ($^\circ\text{C}$)
Fig. 2 Power Derating Curve, Total Package



V_F , INSTANTANEOUS FORWARD VOLTAGE (V)
Fig. 3 Typical Forward Characteristics



V_R , REVERSE VOLTAGE (V)
Fig. 4 Typical Reverse Characteristics



SINLOON®

肖特基二極管

BAS70W /AW/CW/SW- Series

SURFACE MOUNT SCHOTTKY BARRIER DIODE SOT-323 (70V 0.2A)

☐ COMMON PACKING INFORMATION:

Product Number:	Package Type	Packing Quantity	Carton Quantity	Apporx Gross Weight
BAS70W	SOT-323	3000 Tape & Reel	150,000 Ctn	10 Kg
BAS70AW	SOT-323	3000 Tape & Reel	150,000 Ctn	10 Kg
BAS70CW	SOT-323	3000 Tape & Reel	150,000 Ctn	10 Kg
BAS70SW	SOT-323	3000 Tape & Reel	150,000 Ctn	10 Kg

Reel Diameter (mm)	Quantity (Pcs)	Inner Box Size (mm)	Carton Size (mm)
178	3000	L: 187 x W:187 x H: 65	L:390 x W:240 x H:420

Fig-1



Q'ty: 3K pcs /Reel

Fig-2



Q'ty: 30K pcs /Inner Box

Fig-3



Qty: 150K pcs/Carton

SINLOON

美隆電子產品規格特性參數的改變或更新,將不會另行通知。

Mayloon characteristic parameters of electronic product specification changes or updates without prior notice。

