

Small Signal Product

Hermetically Sealed Glass Fast Switching Schottky Barrier Diode

FEATURES

- Low forward voltage drop
- Through-hole device type mounting
- Hermetically sealed glass
- Compression bonded construction
- Solder hot dip tin (Sn) lead finish
- All external surfaces are corrosion resistant and leads are readily solderable


DO-35

Hermetically Sealed Glass

MAXIMUM RATINGS AND ELECTRICAL CHARACTERISTICS (T _A =25°C unless otherwise noted)			
PARAMETER	SYMBOL	VALUE	UNIT
Power Dissipation	P _D	200	mW
Repetitive Peak Reverse Voltage	V _{RRM}	30	V
Maximum DC Blocking Voltage	V _R	30	V
Average Forward Rectified Current	I _{F(AV)}	200	mA
Peak Forward Surge Current	I _{FSM}	4	A
Operating and Storage Temperature Range	T _J , T _{STG}	-65 to +125	°C

PARAMETER		SYMBOL	MIN	MAX	UNIT
Breakdown Voltage		B _V	30	-	V
Forward Voltage Drop All Types	BAT42	V _F	I _F =100μA	-	1.00
			I _F =200mA	-	0.40
			I _F =10mA	-	0.65
	BAT43		I _F =200mA	-	1.00
			I _F =2mA	0.26	0.33
			I _F =15mA	-	0.45
Maximum Peak Reverse Current		I _R	500		nA
Junction Capacitance		C _J	7 (Typ)		pF
Reverse Recovery Time		t _{rr}	5 (Typ)		ns

 Note 1: Reverse recovery test conditions: I_F=I_R=10mA, I_{RR}=1mA, R_L=100Ω

Small Signal Product

RATINGS AND CHARACTERISTICS CURVES

($T_A=25^\circ\text{C}$ unless otherwise noted)

Fig.1 Admissible Power Dissipation VS. Ambient Temperature

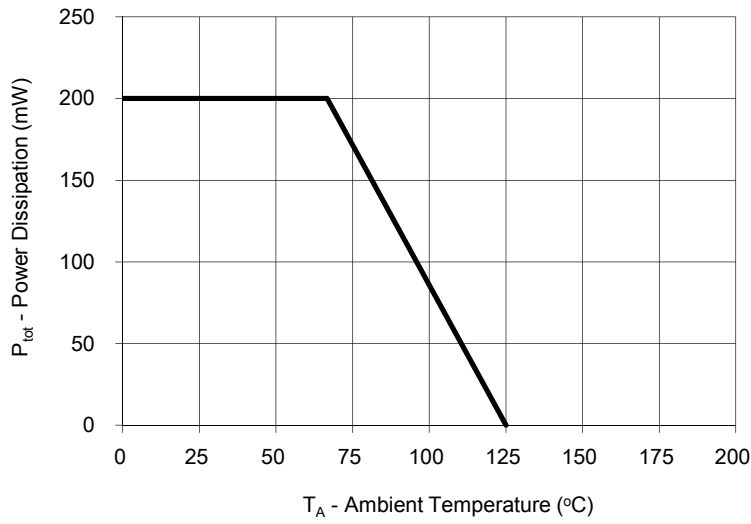


Fig. 2 Typical Reverse Characteristics

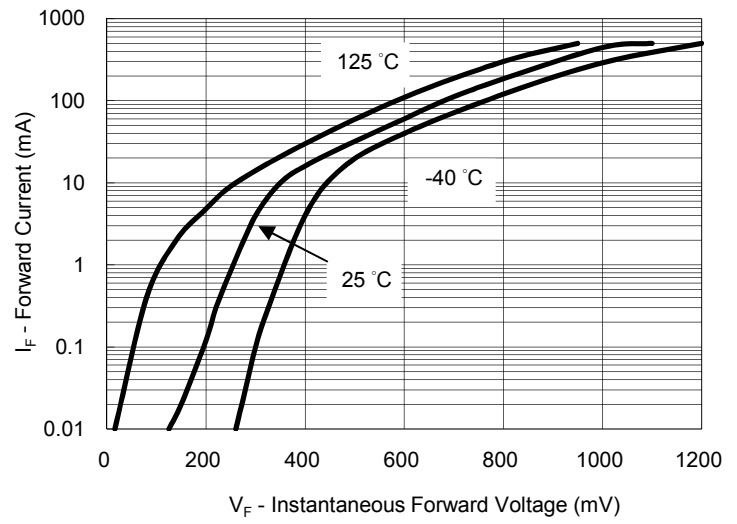


Fig. 3 Typical Reverse Characteristics

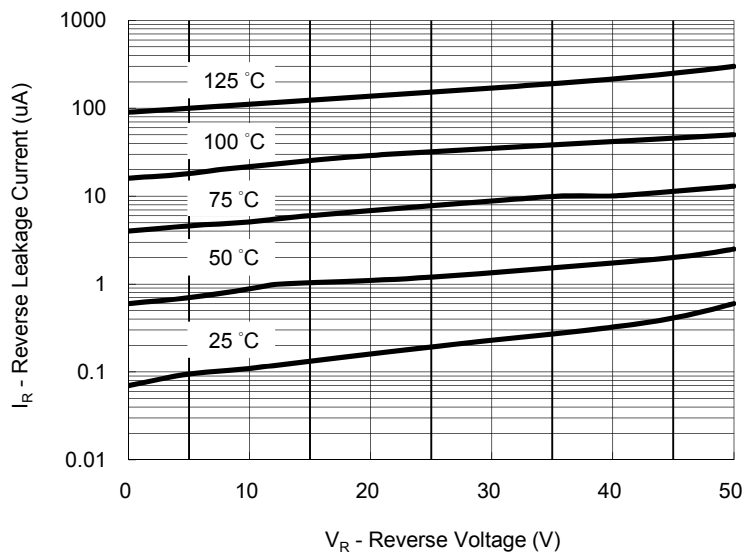
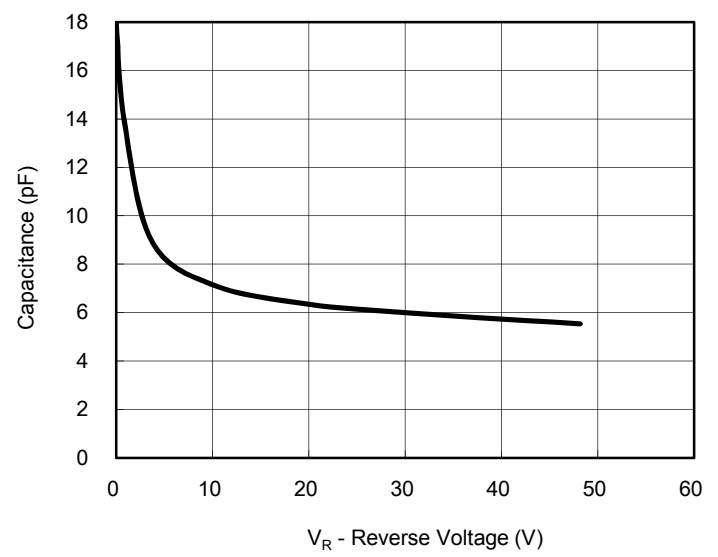


Fig. 4 Typical Capacitance VS. Reverse Applied Voltage



Small Signal Product

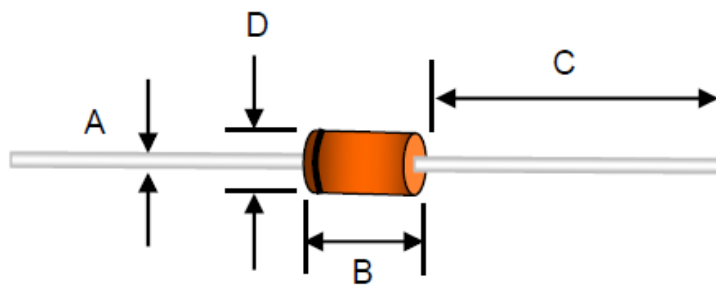
ORDERING INFORMATION					
PART NO.	PART NO. SUFFIX (Note 2)	PACKING CODE	PACKING CODE SUFFIX	PACKAGE	PACKING
BAT4x (Note1)	-xx	R0	G	DO-35	10K / 14" Reel
		A0			5K / Box (Ammo)

Note 1: "x" is Device Code from "2" thru "3".

Note 2: Part No. Suffix „-xx “ would be used for special requirement

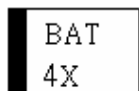
EXAMPLE					
PREFERRED P/N	PART NO.	PART NO. SUFFIX	PACKING CODE	PACKING CODE SUFFIX	DESCRIPTION
BAT42 R0G	BAT42		R0	G	Multiple manufacture source Green compound
BAT42-L0 R0G	BAT42	-L0	R0	G	Define manufacture source Green compound

PACKAGE OUTLINE DIMENSION



DIM.	Unit (mm)		Unit (inch)	
	Min	Max	Min	Max
A	0.34	0.60	0.013	0.024
B	2.90	5.08	0.114	0.200
C	25.40	38.10	1.000	1.500
D	1.30	2.28	0.051	0.090

MARKING DIAGRAM



"x" is Device Code from "2" thru "3".

Notice

Specifications of the products displayed herein are subject to change without notice. TSC or anyone on its behalf, assumes no responsibility or liability for any errors or inaccuracies.

Information contained herein is intended to provide a product description only. No license, express or implied, to any intellectual property rights is granted by this document. Except as provided in TSC's terms and conditions of sale for such products, TSC assumes no liability whatsoever, and disclaims any express or implied warranty, relating to sale and/or use of TSC products including liability or warranties relating to fitness for a particular purpose, merchantability, or infringement of any patent, copyright, or other intellectual property right.

The products shown herein are not designed for use in medical, life-saving, or life-sustaining applications. Customers using or selling these products for use in such applications do so at their own risk and agree to fully indemnify TSC for any damages resulting from such improper use or sale.