

BAT46WS

SURFACE MOUNT SCHOTTKY BARRIER

VOLTAGE 100 Volt **CURRENT** 0.15 Ampere

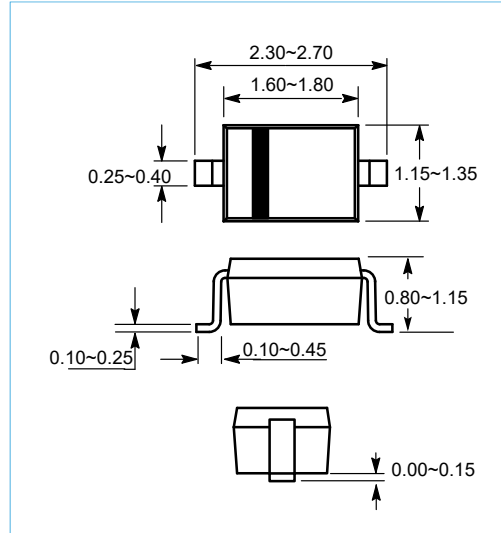
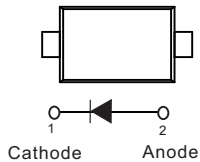
SOD-323 Unit:mm

FEATURES

- Extremely Fast Switching Speed
- Low Forward Voltage
- Lead free in compliance with EU RoHS
- Marking code: S9

MECHANICAL DATA

- Case Material: Molded Plastic.
- UL Flammability Classification Rating 94V-0



MAXIMUM RATINGS AND ELECTRICAL CHARACTERISTICS($T_A = 25^\circ\text{C}$ unless otherwise noted)

Parameter	Symbol	Value	Units
Non-repetitive peak reverse voltage	V_{RM}	100	V
Forward continuous current	I_{FM}	0.15	A
Non-repetitive Peak Forward surge current @ $t=8.3\text{ms}$	I_{FSM}	0.75	A
Power dissipation	P_D	200	mW
Thermal resistance junction to ambient	$R_{\theta JA}$	500	K/W
Junction Temperature	T_J	125	$^\circ\text{C}$
Storage Temperature	T_{STG}	-55 to +150	$^\circ\text{C}$

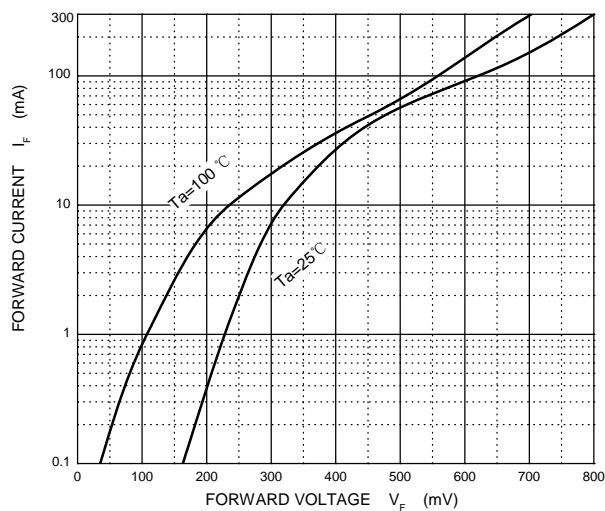
ELECTRICAL CHARACTERISTICS($T_A = 25^\circ\text{C}$ unless otherwise noted)

Characteristic	Symbol	Conditions	Min	Typ	Max	Unit
Reverse Breakdown Voltage	$V_{(BR)R}$	($I_R = 100 \mu\text{A}$)	100			V
Reverse Leakage	I_R	($V_R = 1.5 \text{ V}$) ($V_R = 10 \text{ V}$) ($V_R = 50 \text{ V}$) ($V_R = 75 \text{ V}$)			0.30 0.50 1.00 2.00	μA
Forward Voltage	V_F	($I_F = 0.1 \text{ mA}$) ($I_F = 10 \text{ mA}$) ($I_F = 250 \text{ mA}$)			0.25 0.45 1.00	V
Total Capacitance	C_T	($V_R = 0 \text{ V}$, $f = 1.0 \text{ MHz}$) ($V_R = 1.0 \text{ V}$, $f = 1.0 \text{ MHz}$)		20 12		pF

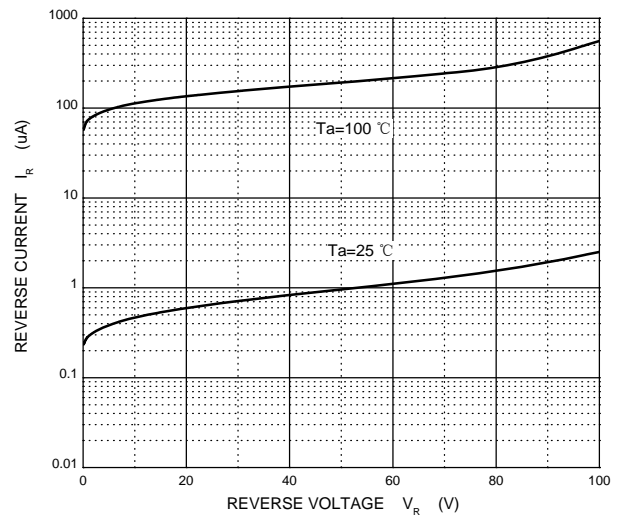
BAT46WS

Typical Characteristics

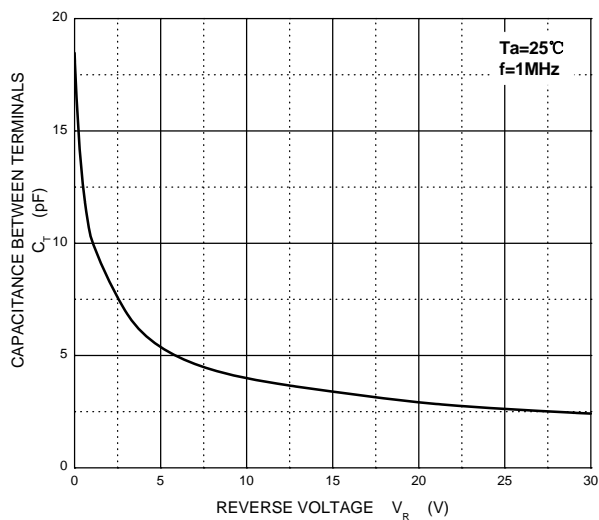
Forward Characteristics



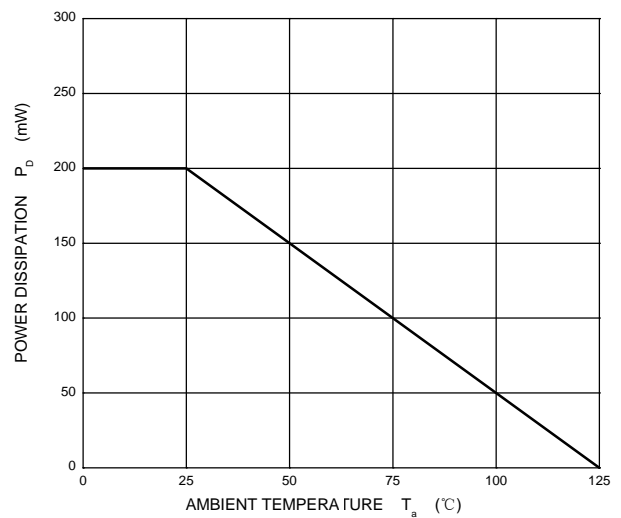
Reverse Characteristics



Capacitance Characteristics



Power Derating Curve

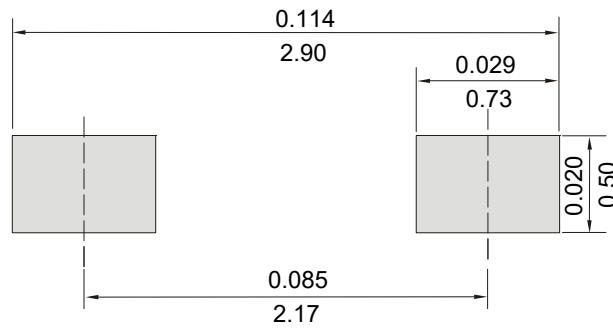


BAT46WS

MOUNTING PAD LAYOUT

SOD-323

Unit:Inch(mm)



ORDER INFORMATION

- Packing information

Part Number	Case	Reel Size	QUANTITY
BAT46WS	SOD-323	7 Inch	3000