



BAT54WS-AU

SURFACE MOUNT SCHOTTKY BARRIER

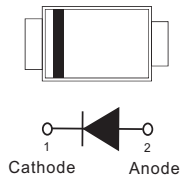
VOLTAGE 30 Volts **CURRENT** 0.2 Amperes

FEATURES

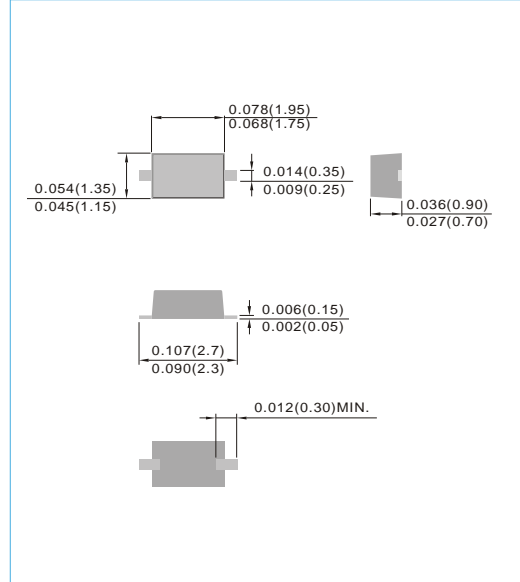
- Low turn-on voltage
- Fast switching
- PN Junction Guard Ring for Transient and ESD Protection.
- Acquire quality system certificate : TS16949
- AEC-Q101 qualified
- Lead free in comply with EU RoHS 2011/65/EU directives
- Green molding compound as per IEC61249 Std. . (Halogen Free)

MECHANICAL DATA

- Case: SOD-323, Plastic
- Terminals: Solderable per MIL-STD-750, Method 2026
- Approx. Weight: 0.0001 ounces, 0.0041 grams
- Polarity: Color band denotes cathode end



SOD-323 Unit : inch(mm)



MAXIMUM RATINGS AND ELECTRICAL CHARACTERISTICS (T_A=25°C unless otherwise noted)

For capacitive load, derate current by 20%.

Parameter	Symbol	Value	Units
Marking code		L4	
Peak Repetitive Reverse Voltage	V _{RRM}	30	V
Maximum Average Forward Current at T _A =75°C	I _{F(AV)}	0.2	A
Peak Forward Surge Current, 1s (JEDEC method)	I _{FSM}	1	A
Maximum Instantaneous Forward Voltage @ IF=1mA @ IF=100mA	V _F	0.32 1	V
Maximum DC Reverse Current at Rated DC Blocking Voltage @ V _R =25V	I _R	2	μA
Junction Capacitance at V _R =1V	C _J	10	pF
Typical Thermal Resistance Junction to Ambient	R _{θJA}	500	°C/ W
Operating Junction Temperature and Storage Temperature Range	T _J , T _{STG}	-55 to +125	°C



BAT54WS-AU

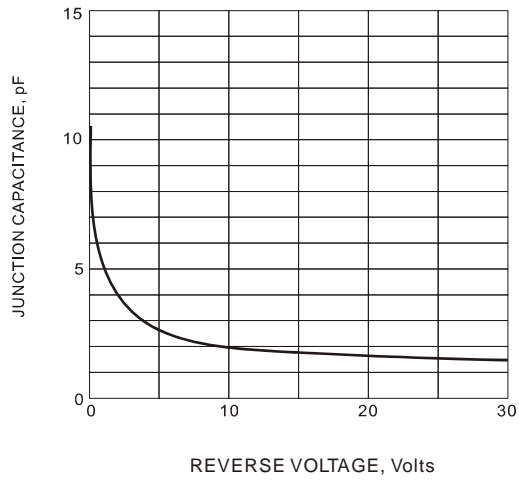


FIG. 1 TYPICAL JUNCTION CAPACITANCE

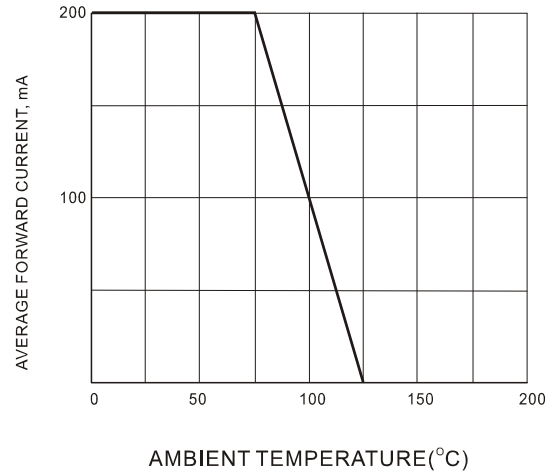


FIG. 2 FORWARD CURRENT DERATING

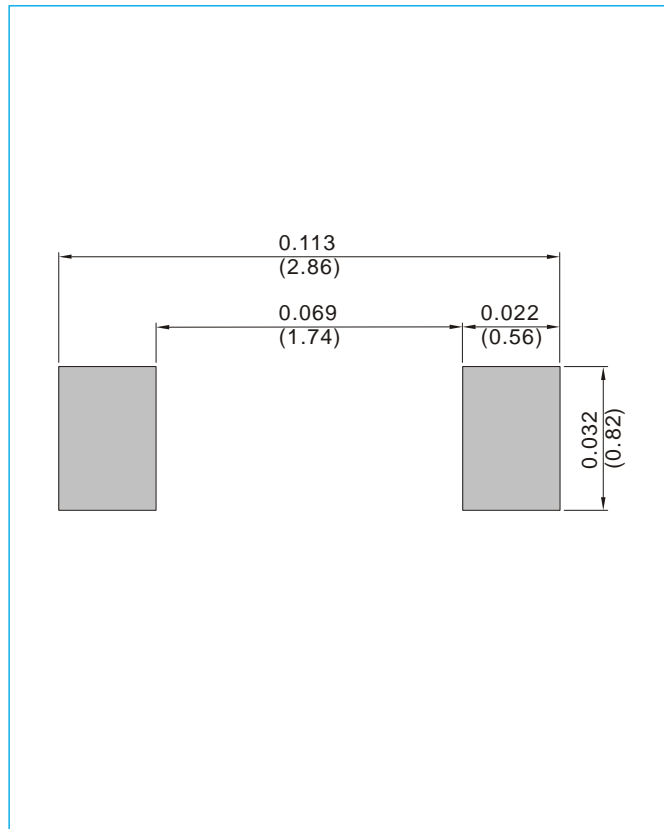


BAT54WS-AU

MOUNTING PAD LAYOUT

SOD-323

Unit : inch(mm)



ORDER INFORMATION

- Packing information
T/R - 12K per 13" plastic Reel
T/R - 5K per 7" plastic Reel



BAT54WS-AU

Part No_packing code_Version

BAT54WS-AU_R1_000A1

BAT54WS-AU_R2_000A1

For example :

RB500V-40_R2_00001



Packing Code XX				Version Code XXXXX		
Packing type	1 st Code	Packing size code	2 nd Code	HF or RoHS	1 st Code	2 nd ~5 th Code
Tape and Ammunition Box (T/B)	A	N/A	0	HF	0	serial number
Tape and Reel (T/R)	R	7"	1	RoHS	1	serial number
Bulk Packing (B/P)	B	13"	2			
Tube Packing (T/P)	T	26mm	X			
Tape and Reel (Right Oriented) (TRR)	S	52mm	Y			
Tape and Reel (Left Oriented) (TRL)	L	PANASERT T/B CATHODE UP (PBCU)	U			
FORMING	F	PANASERT T/B CATHODE DOWN (PBCD)	D			



BAT54WS-AU

Disclaimer

- Reproducing and modifying information of the document is prohibited without permission from Panjit International Inc..
- Panjit International Inc. reserves the rights to make changes of the content herein the document anytime without notification. Please refer to our website for the latest document.
- Panjit International Inc. disclaims any and all liability arising out of the application or use of any product including damages incidentally and consequentially occurred.
- Panjit International Inc. does not assume any and all implied warranties, including warranties of fitness for particular purpose, non-infringement and merchantability.
- Applications shown on the herein document are examples of standard use and operation. Customers are responsible in comprehending the suitable use in particular applications. Panjit International Inc. makes no representation or warranty that such applications will be suitable for the specified use without further testing or modification.
- The products shown herein are not designed and authorized for equipments requiring high level of reliability or relating to human life and for any applications concerning life-saving or life-sustaining, such as medical instruments, transportation equipment, aerospace machinery et cetera. Customers using or selling these products for use in such applications do so at their own risk and agree to fully indemnify Panjit International Inc. for any damages resulting from such improper use or sale.
- Since Panjit uses lot number as the tracking base, please provide the lot number for tracking when complaining.