

## SMALL SIGNAL SCHOTTKY DIODE

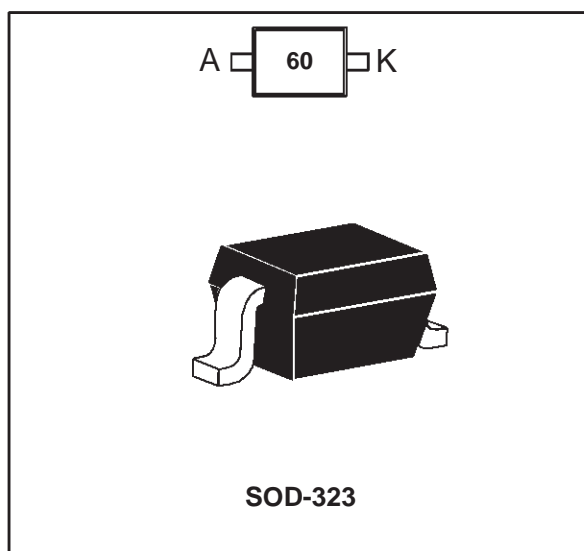
### FEATURES AND BENEFITS

- VERY SMALL CONDUCTION LOSSES
- NEGLIGIBLE SWITCHING LOSSES
- LOW FORWARD VOLTAGE DROP
- EXTREMELY FAST SWITCHING
- SURFACE MOUNTED DEVICE

### DESCRIPTION

Schottky barrier diode encapsulated in a SOD-323 small SMD package.

This device is intended for use in portable equipments. It is suited for DC to DC converters, step-up conversion and power management.



### ABSOLUTE RATINGS (limiting values)

Symbol	Parameter		Value	Unit
V <sub>RRM</sub>	Repetitive peak reverse voltage		10	V
I <sub>F</sub>	Peak forward current	δ = 0.11	3	A
I <sub>FSM</sub>	Surge non repetitive forward current	tp=10ms	5	A
P <sub>tot</sub>	Power Dissipation	T <sub>a</sub> =25°C	310	mW
T <sub>stg</sub>	Storage temperature range		- 65 to +150	°C
T <sub>j</sub>	Maximum operating junction temperature *		150	°C
TL	Maximum temperature for soldering during 10s		260	°C

\* :  $\frac{dP_{tot}}{dT_j} < \frac{1}{R_{th(j-a)}}$  thermal runaway condition for a diode on its own heatsink

### THERMAL RESISTANCE

Symbol	Parameter	Value	Unit
R <sub>th(j-a)</sub>	Junction to ambient (*)	400	°C/W

(\*) Mounted on epoxy board with recommended pad layout.

## BAT60J

### STATIC ELECTRICAL CHARACTERISTICS

Symbol	Tests Conditions	Tests conditions		Min.	Typ.	Max.	Unit
$V_F^*$	Forward voltage drop	$T_j = 25^\circ\text{C}$	$I_F = 10\text{ mA}$		0.28	0.32	V
			$I_F = 100\text{ mA}$		0.35	0.40	
			$I_F = 1\text{ A}$		0.53	0.58	
$I_R^{**}$	Reverse leakage current	$T_j = 25^\circ\text{C}$	$V_R = 5\text{ V}$		1	3	$\mu\text{A}$
		$T_j = 25^\circ\text{C}$	$V_R = 8\text{ V}$		1.3	4	
		$T_j = 80^\circ\text{C}$	$V_R = 8\text{ V}$		73	150	

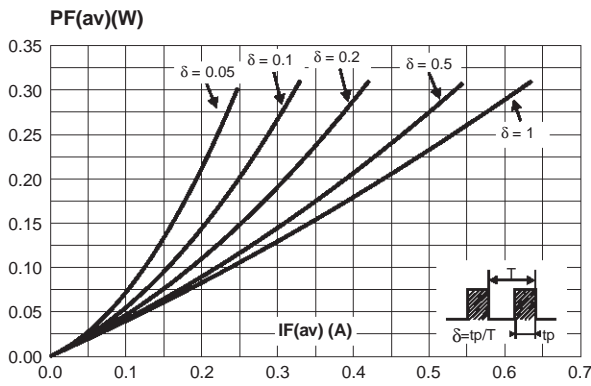
Pulse test: \*  $t_p = 380\mu\text{s}$ ,  $\delta < 2\%$

\*\*  $t_p = 5\text{ms}$ ,  $\delta < 2\%$

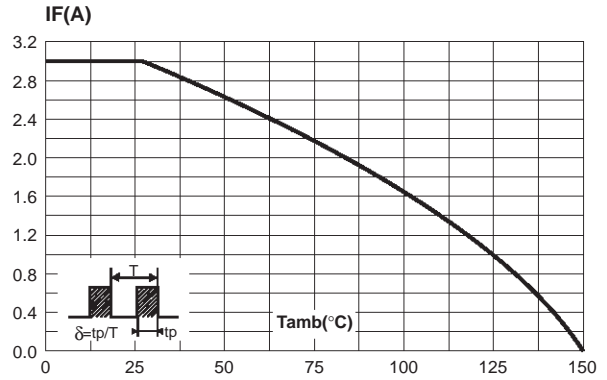
To evaluate the conduction losses the following equation:

$$P = 0.38 \times I_{F(AV)} + 0.17 I_{F(RMS)}^2$$

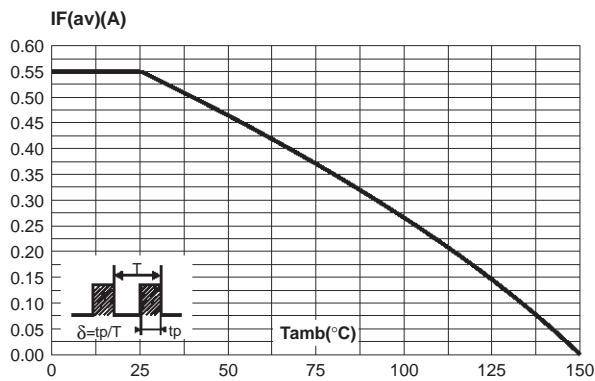
**Fig. 1:** Average forward power dissipation versus average forward current.



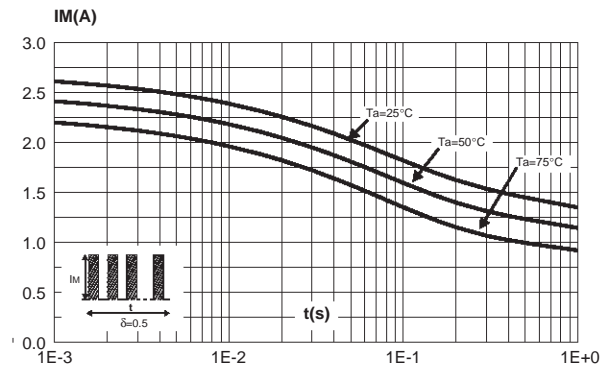
**Fig. 2-1:** Peak forward current versus ambient temperature ( $\delta = 0.11$ ).



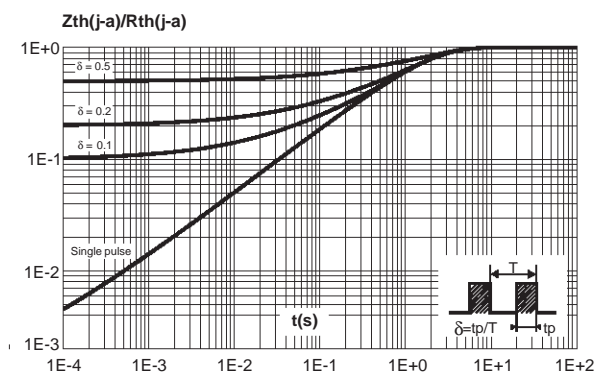
**Fig. 2-2:** Average forward current versus ambient temperature ( $\delta = 0.5$ ).



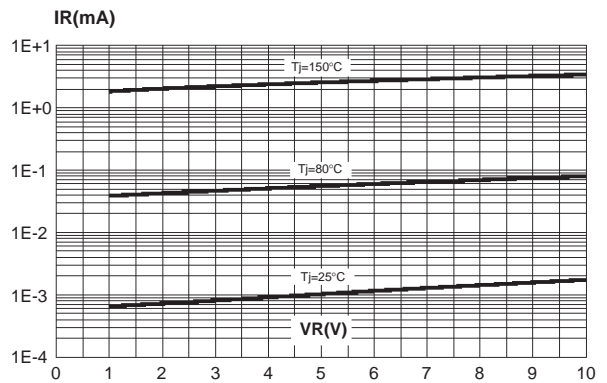
**Fig. 3:** Non repetitive surge peak forward current versus overload duration (maximum values).



**Fig. 4:** Relative variation of thermal impedance junction to ambient versus pulse duration (Epoxy printed circuit board FR4 with recommended pad layout).

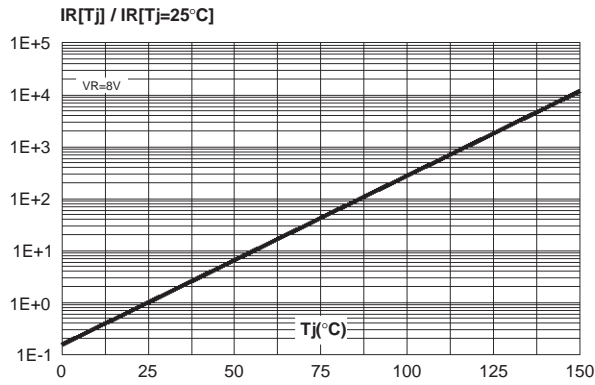


**Fig. 5:** Reverse leakage current versus reverse voltage applied (typical values).

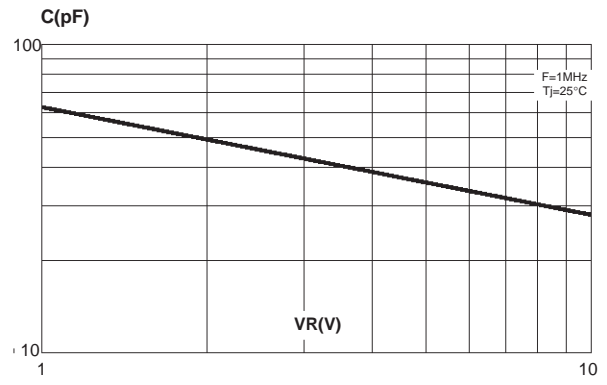


# BAT60J

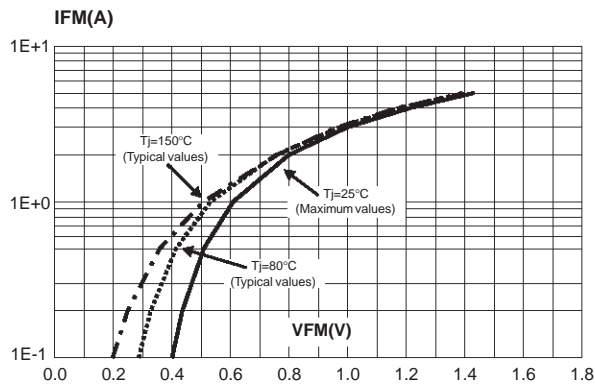
**Fig. 6:** Reverse leakage current versus junction temperature (typical values).



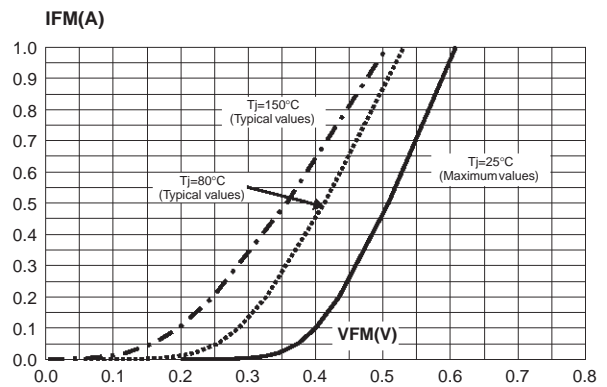
**Fig. 7:** Junction capacitance versus reverse voltage applied (typical values).



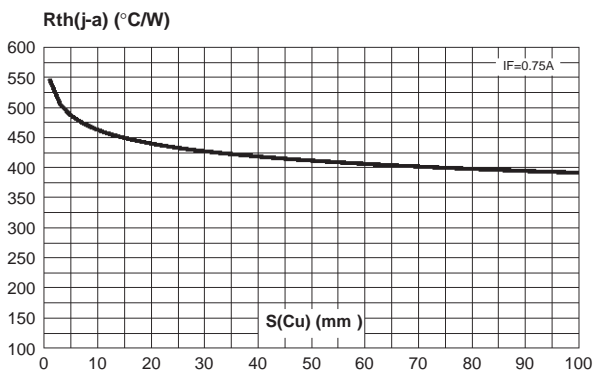
**Fig. 8-1:** Forward voltage drop versus forward current (High level).



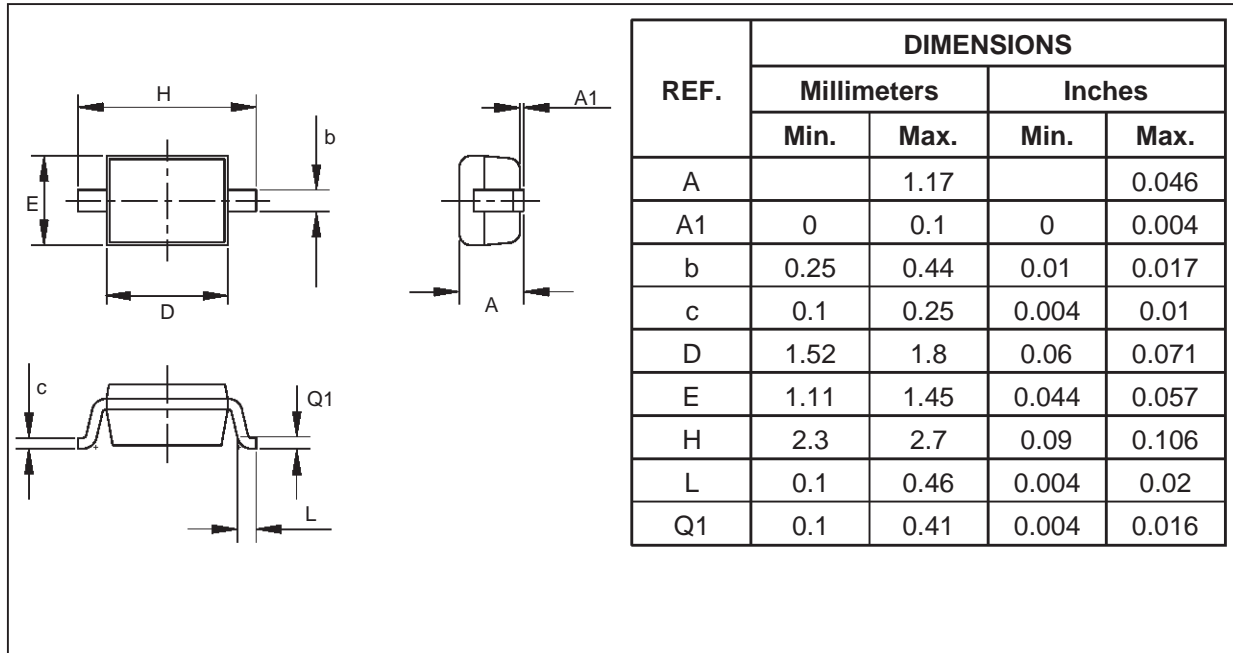
**Fig. 8-2:** Forward voltage drop versus forward current (Low level).



**Fig. 9:** Thermal resistance junction to ambient versus copper surface (epoxy printed circuit board FR4, copper thickness: 35μm).



**PACKAGE MECHANICAL DATA**  
SOD-323



**MARKING**

Type	Marking	Package	Weight	Base qty	Delivery mode
BAT60J	60	SOD-323	0.005 g.	3000	Tape & reel

• Epoxy meets UL94V-0

Information furnished is believed to be accurate and reliable. However, STMicroelectronics assumes no responsibility for the consequences of use of such information nor for any infringement of patents or other rights of third parties which may result from its use. No license is granted by implication or otherwise under any patent or patent rights of STMicroelectronics. Specifications mentioned in this publication are subject to change without notice. This publication supersedes and replaces all information previously supplied. STMicroelectronics products are not authorized for use as critical components in life support devices or systems without express written approval of STMicroelectronics.

The ST logo is a registered trademark of STMicroelectronics

© 2000 STMicroelectronics - Printed in Italy - All rights reserved.

STMicroelectronics GROUP OF COMPANIES

Australia - Brazil - China - Finland - France - Germany - Hong Kong - India - Italy - Japan - Malaysia  
Malta - Morocco - Singapore - Spain - Sweden - Switzerland - United Kingdom - U.S.A.

<http://www.st.com>

