

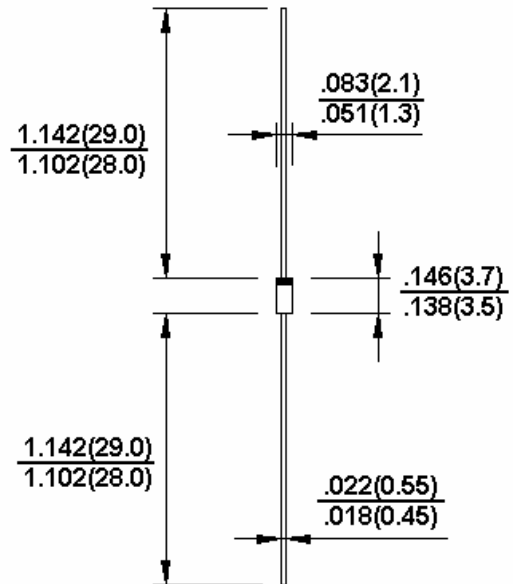
DO-35

Features

- ✧ Fast switching speed
- ✧ General purpose rectification
- ✧ Silicon epitaxial planar construction

Mechanical Data

- ✧ Case: DO-35
- ✧ Polarity: Cathode band
- ✧ Marking: Type number
- ✧ Weight: 0.13 grams (approx.)



Dimensions in inches and (millimeters)

Maximum Ratings and Electrical Characteristics

Rating at 25°C ambient temperature unless otherwise specified.

Maximum Ratings					
Type Number	Symbol	BAV19	BAV20	BAV21	Units
Non-Repetitive Peak Reverse Voltage	V _{RRM}	120	200	250	V
Peak Repetitive Reverse Voltage Working Peak Reverse Voltage DC Blocking Voltage	V _R	100	150	200	V
Rectifier Current (Average) Half Wave Rectification with Resist Load at T _{amb} =25°C and f > 50Hz	I _o	200			mA
Non-Repetitive Peak Forward Surge Current @ t=1.0s and T _j =25°C	I _{FSM}	1000			mA
Power Dissipation (Note 1) at T _{amb} = 25°C	P _{tot}	300			mW
Thermal Resistance Junction to Ambient Air	R _{θJA}	0.35			K/mW
Operating and Storage Temperature Range	T _J , T _{STG}	-65 to + 175			°C

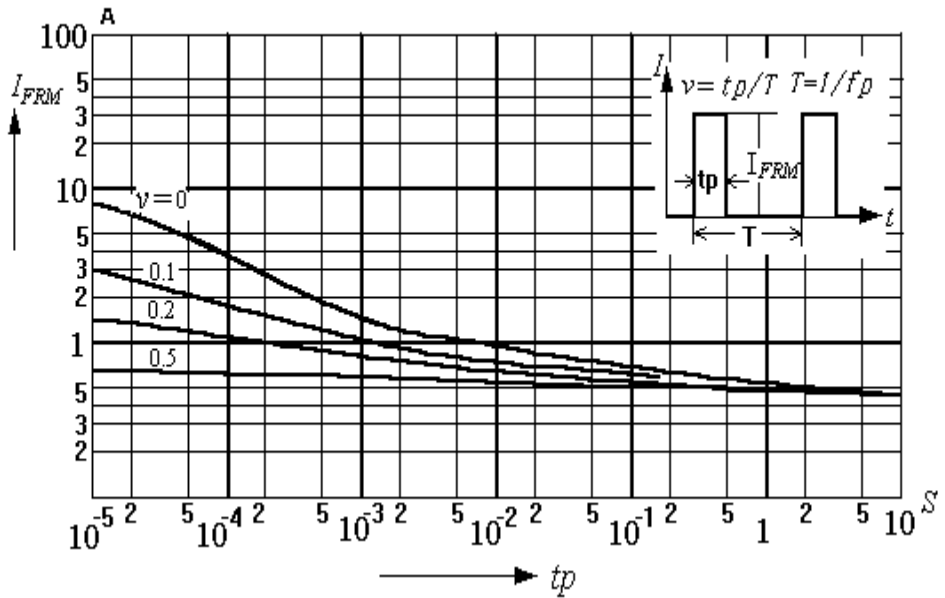
Electrical Characteristics

Type Number	Symbol	Min	Max	Units
Forward Voltage @ I _F =100mA	V _F	-	1.0	V
Peak Reverse Current BAV19 @ V _R =100V BAV20 @ V _R =150V BAV21 @ V _R =200V	I _R	-	0.1 0.1 0.1	uA uA uA
Capacitance V _R =0, f=1.0MHz	C _{tot}	-	1.5	pF
Reverse Recovery Time (Note 1)	t _{rr}	-	75	nS

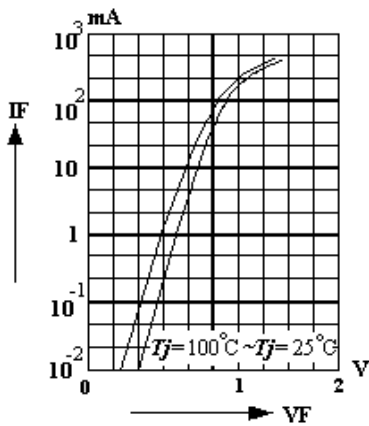
Note: 1. Reverse Recovery Test Conditions: I_F=10mA to I_{RR}=1.0mA V_R=6.0V, R_L=100Ω

RATINGS AND CHARACTERISTIC CURVES (BAV19/BAV20/BAV21)

Admissible repetitive peak forward current versus pulse duration



Forward characteristics



Dynamic forward resistance versus forward current

