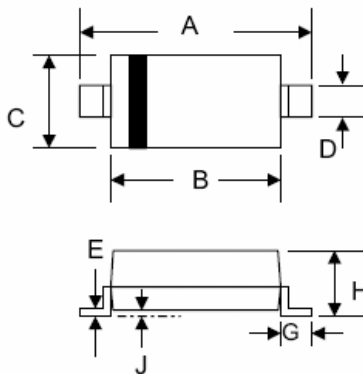




Technical Data
Data Sheet N0591, Rev. -
Features

Green Products

- High Conductance
- Fast Switching
- Surface Mount Package Ideally Suited for Automatic Insertion
- For General Purpose and Switching
- Plastic Material – UL Recognition Flammability Classification 94V-O
- This is a Pb - Free Device
- All SMC parts are traceable to the wafer lot
- Additional testing can be offered upon request



SOD-123				
Dim	Min	Max	Min	Max
A	3.6	3.9	0.14	0.154
B	2.5	2.8	0.098	0.110
C	1.4	1.8	0.055	0.070
D	0.5	0.7	0.020	0.028
E	—	0.2	—	0.008
G	0.4	—	0.016	—
H	0.95	1.35	0.037	0.053
J	—	0.12	—	0.005
	In mm		In inch	

Mechanical Data

- Case: SOD-123, Molded Plastic
- Terminals: Plated Leads Solderable per MIL-STD-202, Method 208
- Polarity: Cathode Band
- Weight: 0.01 grams (approx.)
- Marking: BAV19W A8
BAV20W A80
BAV21W A82

Maximum Ratings @T_A=25°C unless otherwise specified

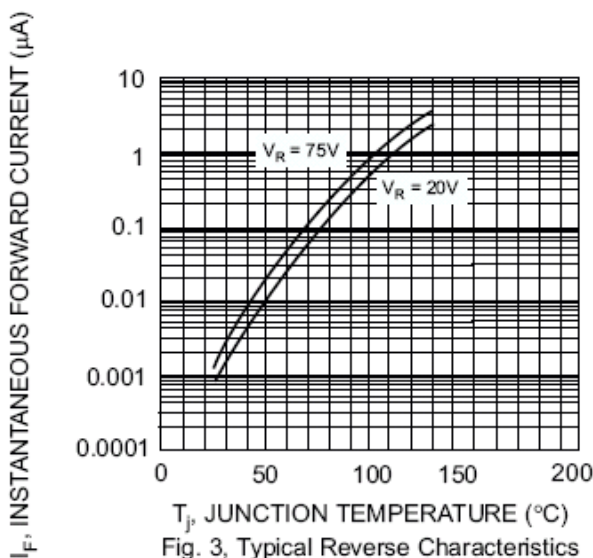
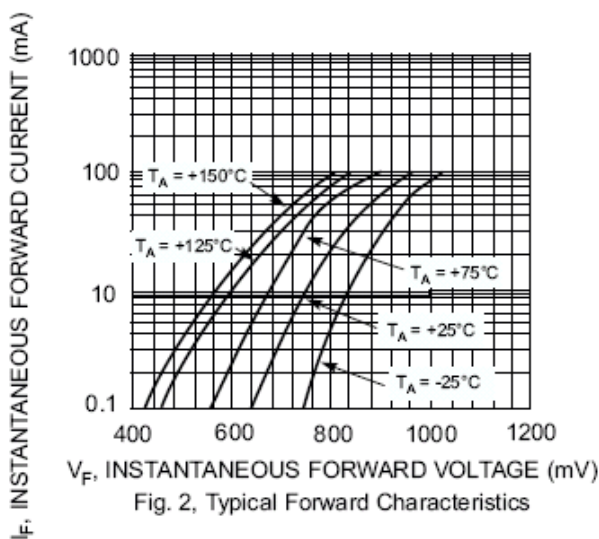
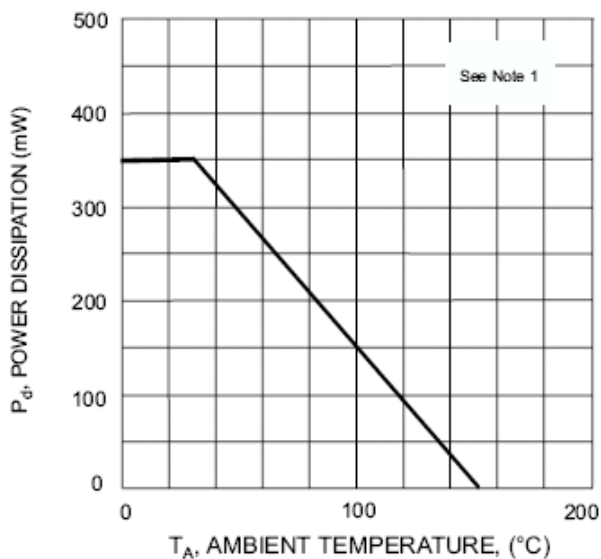
Characteristic	Symbol	BAV19W	BAV20W	BAV21W	Unit
Non-Repetitive Peak Reverse Voltage	V _{RM}	120	200	250	V
Peak Repetitive Reverse Voltage	V _{RRM}	100	150	200	V
Working Peak Reverse Voltage	V _{RWM}				
DC Blocking Voltage	V _R				
RMS Reverse Voltage	V _{R(RMS)}	70	105	140	V
Forward Continuous Current (Note 1)	I _{FM}	400			mA
Average Rectified Output Current (Note 1)	I _o	200			mA
Non-Repetitive Peak Forward Surge Current	I _{FSM}	2.5			A
		0.5			
Power Dissipation	P _d	410			mW
Typical Thermal Resistance, Junction to Ambient Air (Note 1)	R _{θJA}	500			K/W
Operating and Storage Temperature Range	T _J , T _{STG}	-65 to +150			°C



Electrical Characteristics @ $T_A=25^\circ\text{C}$ unless otherwise specified

Characteristic	Symbol	BAV19W	BAV20W	BAV21W	Unit
Forward Voltage Drop @ $I_F = 100\text{mA}$	V_{FM}	1.0			V
Peak Reverse Leakage Current At Rated DC Blocking Voltage	I_{RM}	100	150	200	nA
Typical Junction Capacitance ($V_R = 0\text{V DC}$, $f = 1.0\text{MHz}$)	C_j	5.0			pF
Reverse Recovery Time (Note 2)	t_{rr}	50			nS

Note: 1. Valid provided that terminals are kept at ambient temperature.
2. Measured with $I_F = I_R = 30\text{mA}$, $I_{RR} = 0.1 \times I_R$, $R_L = 100\ \Omega$.





DISCLAIMER:

- 1- The information given herein, including the specifications and dimensions, is subject to change without prior notice to improve product characteristics. Before ordering, purchasers are advised to contact the SMC - Sangdest Microelectronics (Nanjing) Co., Ltd sales department for the latest version of the datasheet(s).
- 2- In cases where extremely high reliability is required (such as use in nuclear power control, aerospace and aviation, traffic equipment, medical equipment, and safety equipment), safety should be ensured by using semiconductor devices that feature assured safety or by means of users' fail-safe precautions or other arrangement.
- 3- In no event shall SMC - Sangdest Microelectronics (Nanjing) Co., Ltd be liable for any damages that may result from an accident or any other cause during operation of the user's units according to the datasheet(s). SMC - Sangdest Microelectronics (Nanjing) Co., Ltd assumes no responsibility for any intellectual property claims or any other problems that may result from applications of information, products or circuits described in the datasheets.
- 4- In no event shall SMC - Sangdest Microelectronics (Nanjing) Co., Ltd be liable for any failure in a semiconductor device or any secondary damage resulting from use at a value exceeding the absolute maximum rating.
- 5- No license is granted by the datasheet(s) under any patents or other rights of any third party or SMC - Sangdest Microelectronics (Nanjing) Co., Ltd.
- 6- The datasheet(s) may not be reproduced or duplicated, in any form, in whole or part, without the expressed written permission of SMC - Sangdest Microelectronics (Nanjing) Co., Ltd.
- 7- The products (technologies) described in the datasheet(s) are not to be provided to any party whose purpose in their application will hinder maintenance of international peace and safety nor are they to be applied to that purpose by their direct purchasers or any third party. When exporting these products (technologies), the necessary procedures are to be taken in accordance with related laws and regulations..