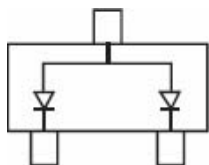
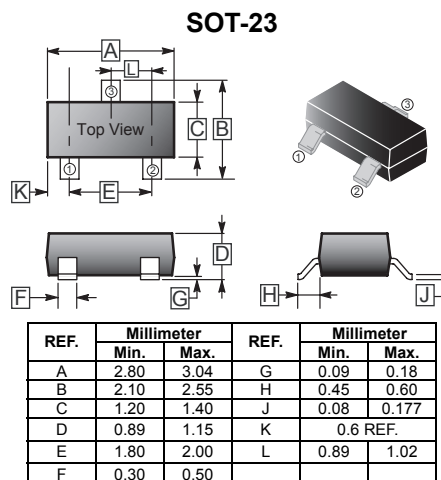


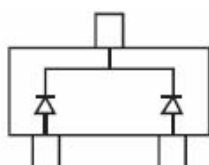
RoHS Compliant Product
A suffix of "-C" specifies halogen & lead-free

FEATURES

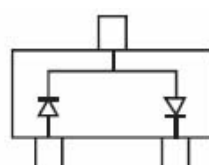
- Fast Switching Speed
- For General Purpose Switching Applications
- High Conductance



BAV23A, Marking: KT7



BAV23C, Marking: KT6



BAV23S, Marking: KL31

ABSOLUTE MAXIMUM RATINGS (at Ta = 25°C unless otherwise specified)

Parameter	Symbol	Ratings	Unit
Peak Repetitive Peak Reverse Voltage	V_{RRM}	250	V
Working Peak Reverse Voltage	V_{RWM}	200	V
DC Blocking Voltage	V_R		
Forward Continuous Current	I_{FM}	400	mA
Non-Repetitive Peak Forward Surge Current	I_{FSM}	@ t = 1.0 μ s	9.0
		@ t = 100 μ s	3.0
		@ t = 10 ms	1.7
Power Dissipation	P_D	350	mW
Thermal Resistance Junction to Ambient Air	$R_{\theta JA}$	357	°C / W
Operating Junction Temperature	T_J	150	°C
Storage Temperature	T_{STG}	-65 ~ +150	°C

ELECTRICAL CHARACTERISTICS (at Ta = 25°C unless otherwise specified)

Parameters	Symbol	Min.	Max.	Unit	Test Conditions
Reverse Breakdown Voltage	$V_{(BR)}$	250	-	V	$I_R = 100 \mu A$
Reverse Voltage Leakage Current	I_R	-	0.1	μA	$V_R = 250 V$
Forward Voltage	V_F	-	1 1.25	V	$I_F = 100 mA$ $I_F = 200 mA$
Total Capacitance	C_T	-	5	pF	$V_R = 0, f = MHz$
Reverse Recovery Time	t_{RR}	-	50	nS	$I_F = I_R = 30 mA,$ $I_{tr} = 0.1 \times I_R, R_L = 100 \Omega$

RATINGS AND CHARACTERISTIC CURVES

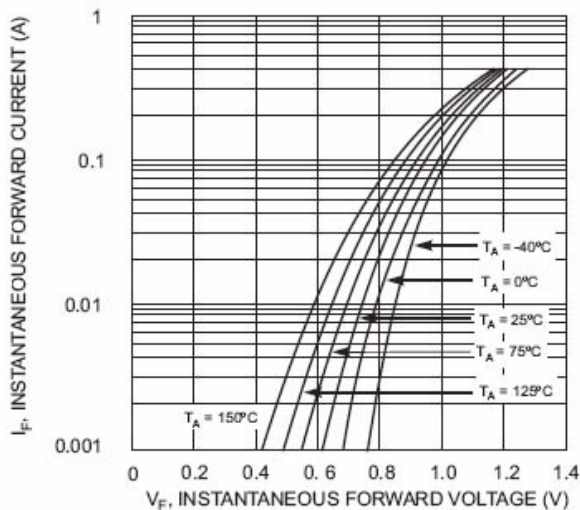


Fig. 1 Typical Forward Characteristics

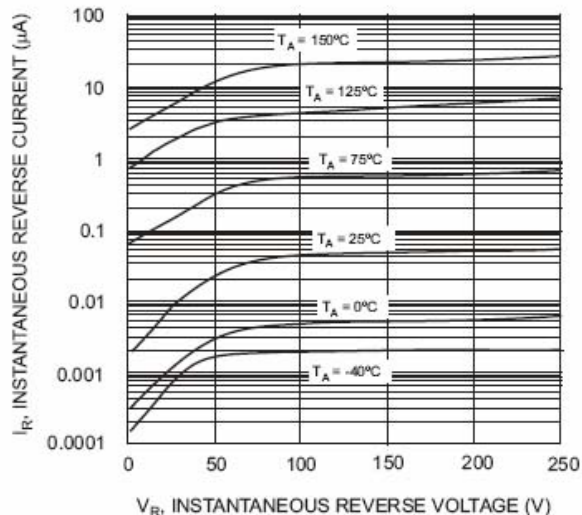


Fig. 2 Typical Reverse Characteristics

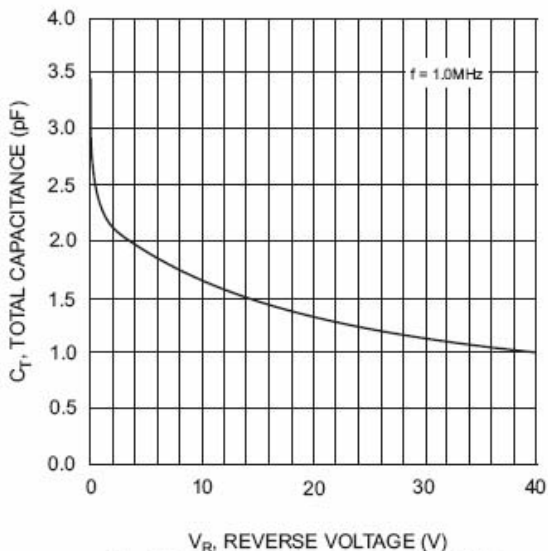


Fig. 3 Typical Capacitance vs. Reverse Voltage

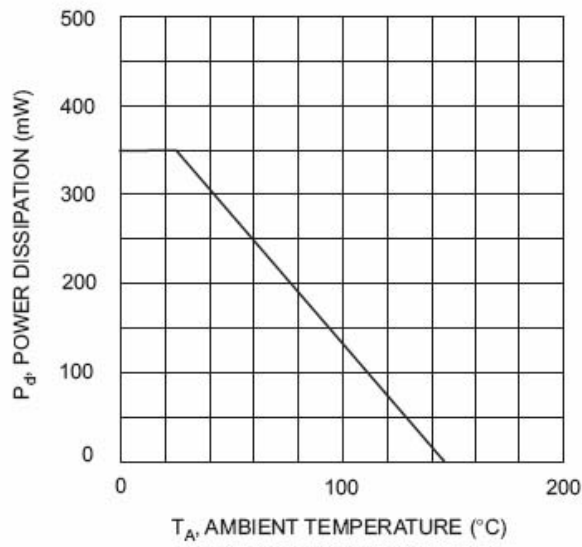


Fig. 4 Power Dissipation Derating