



BAV3004W

HIGH VOLTAGE SURFACE MOUNT SWITCHING DIODE

VOLTAGE 350 Volts **POWER** 410 mWatts **SOD-123** Unit: inch (mm)

FEATURES

- Fast Switching Speed
- Surface Mount Package Ideally Suited for Automatic Insertion
- High Conductance
- High Reverse Breakdown Voltage Rating
- In compliance with EU RoHS 2002/95/EC directives

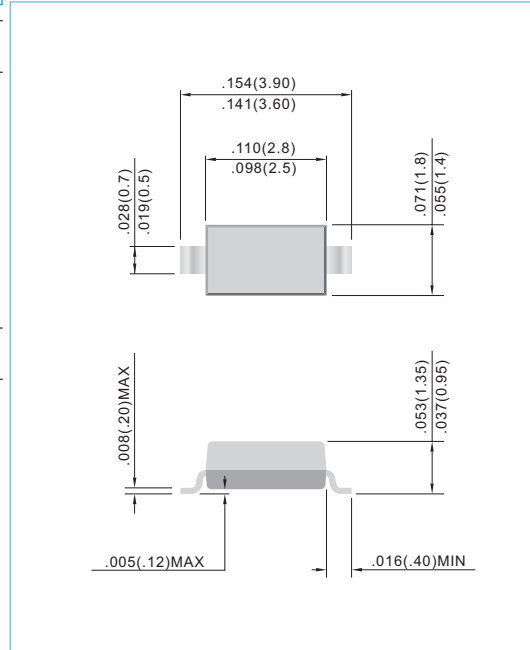
MECHANICAL DATA

Case: SOD-123, Plastic

Terminals: Solderable per MIL-STD-750, Method 2026

Approx. Weight: 0.0102 grams

Marking: 34W



MAXIMUM RATINGS(T_A=25°C, unless otherwise specified)

CHARACTERISTIC	SYMBOL	VALUE	UNIT
Repetitive Peak Reverse Voltage	V _{RRM}	350	V
RMS Reverse Voltage	V _{R(RMS)}	240	V
Forward Continuous Current (Note 1)	I _F	200	mA
Non-Repetitive Peak Forward Surge Current @ t=1.0μs @ t=1.0s	I _{FSM}	4.0 1.0	A
Power Dissipation (Note 1)	P _d	410	mW
Thermal Resistance Junction to Ambient Air (Note 1)	R _{ΘJA}	500	°C/W
Operating and Storage Temperature Range	T _J , T _{STG}	-65 to + 150	°C

Notes : 1. Part mounted on FR-4 board with recommended pad layout.



BAV3004W

ELECTRICAL CHARACTERISTICS($T_A=25^{\circ}\text{C}$, unless otherwise specified, per element)

CHARACTERISTIC	SYMBOL	MIN	TYP	MAX	UNIT	TEST CONDITION
Reverse Breakdown Voltage (Note 2)	V_{BR}	350	-	-	V	$I_R=150\mu\text{A}$
Forward Voltage (Note 2)	V_F	-	0.78 0.93 1.03	0.87 1.0 1.25	V	$I_F=20\text{mA}$ $I_F=100\text{mA}$ $I_F=200\text{mA}$
Reverse Current (Note 2)	I_R	-	30 35	100 100	nA μA	$V_R=240\text{V}$ $V_R=240\text{V}, T_J=150^{\circ}\text{C}$
Total Capacitance	C_T	-	1.0	5.0	pF	$V_R=0\text{V}, f=1.0\text{MHz}$
Reverse Recovery Time	t_{rr}	-	-	50	ns	$I_F=I_R=30\text{mA}$ $I_{rr}=3.0\text{mA}, R_L=100\Omega$

Notes : 2. Short duration test pulse used to minimize self-heating effect



BAV3004W

ELECTRICAL CHARACTERISTICS CURVES

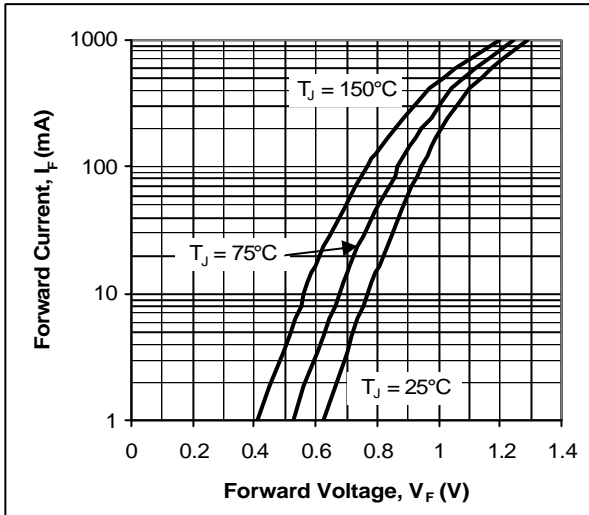


Fig. 1. Typical Forward

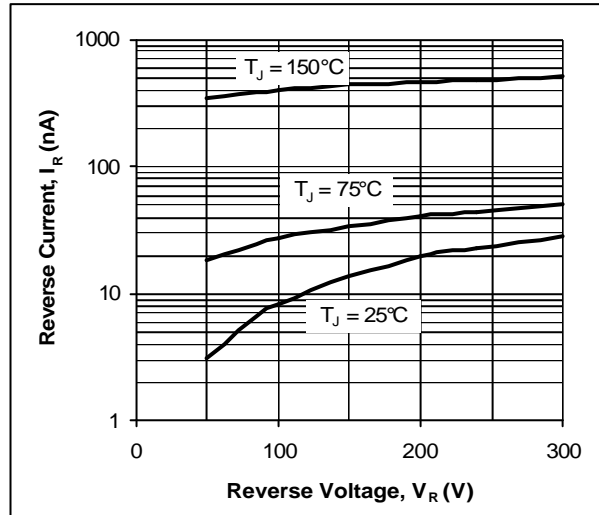


Fig. 2. Typical Reverse

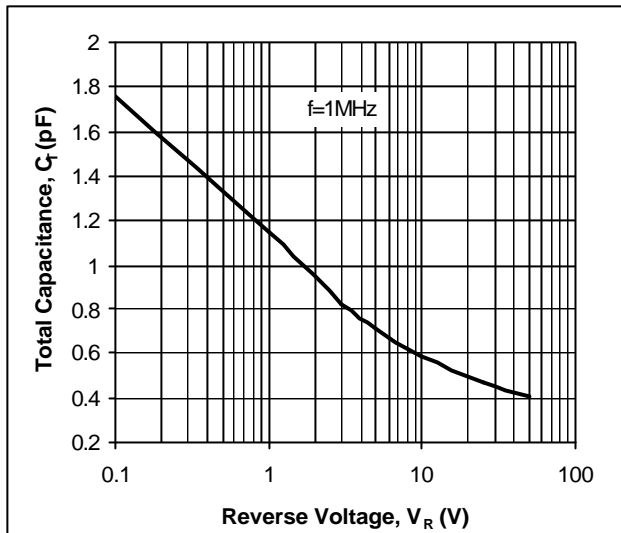
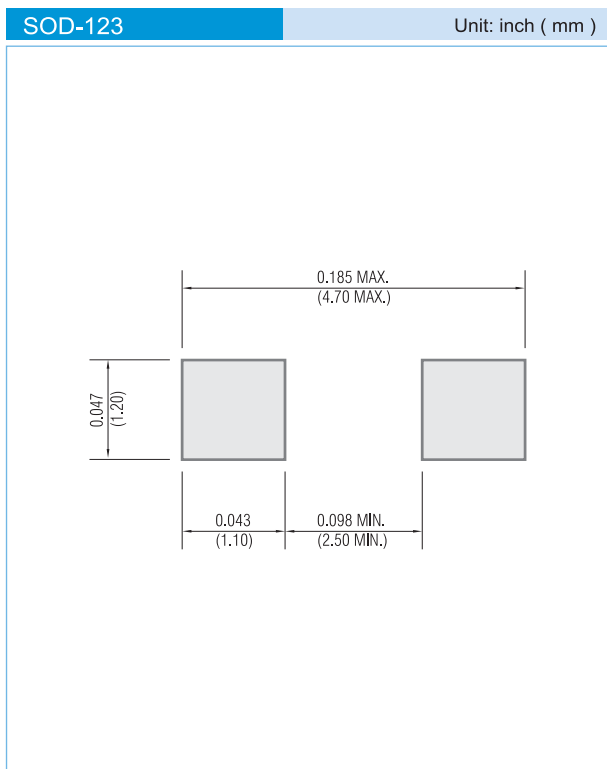


Fig. 3. Typical Capacitance



BAV3004W

MOUNTING PAD LAYOUT



ORDER INFORMATION

- Packing information
 - T/R - 10K per 13" plastic Reel
 - T/R - 3K per 7" plastic Reel

LEGAL STATEMENT

Copyright PanJit International, Inc 2009

The information presented in this document is believed to be accurate and reliable. The specifications and information herein are subject to change without notice. Pan Jit makes no warranty, representation or guarantee regarding the suitability of its products for any particular purpose. Pan Jit products are not authorized for use in life support devices or systems. Pan Jit does not convey any license under its patent rights or rights of others.