

BAV70DW SWITCHING DIODE

FEATURES

Power dissipation

$$P_D: 200 \text{ mW (T}_{amb}=25^{\circ}\text{C)}$$

Collector current

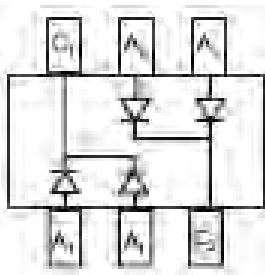
$$I_F: 150 \text{ mA}$$

Collector-base voltage

$$V_R: 75 \text{ V}$$

Operating and storage junction temperature range

$$T_J, T_{stg}: -55^{\circ}\text{C to } +150^{\circ}\text{C}$$



MAKING: KJA

ELECTRICAL CHARACTERISTICS (T_{amb}=25°C unless otherwise specified)

Parameter	Symbol	Test conditions	MIN	MAX	UNIT
Reverse breakdown voltage	$V_{(BR)R}$	$I_R = 100\mu\text{A}$	75		V
Reverse voltage leakage current	I_R	$V_R = 75\text{V}$ $V_R = 20\text{V}$		2.5 0.025	μA
Forward voltage	V_F	$I_F = 1\text{mA}$ $I_F = 10\text{mA}$ $I_F = 50\text{mA}$ $I_F = 150\text{mA}$		715 855 1000 1250	mV
Junction capacitance	C_j	$V_R = 0\text{V}, f = 1\text{MHz}$		2	pF
Reveres recovery time	t_{rr}	$I_F = I_R = 10\text{mA}$ $I_{rr} = 0.1 \times I_R$ $R_L = 100\Omega$		4	nS

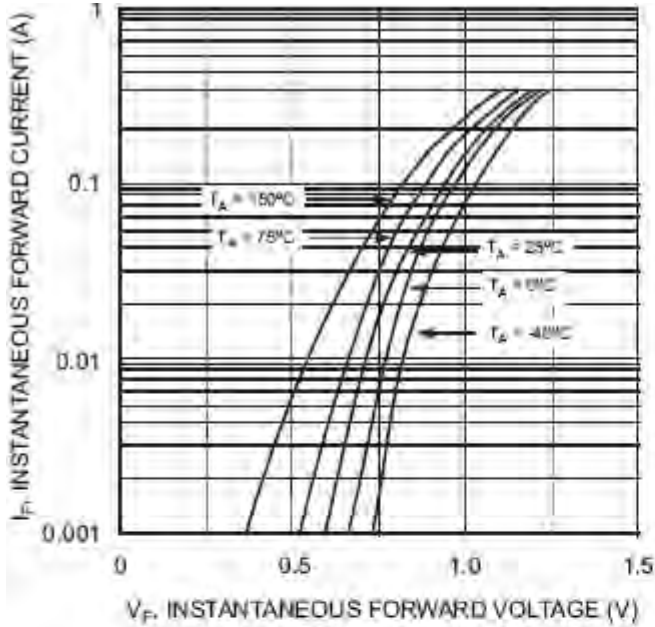


Fig. 1 Forward Characteristics

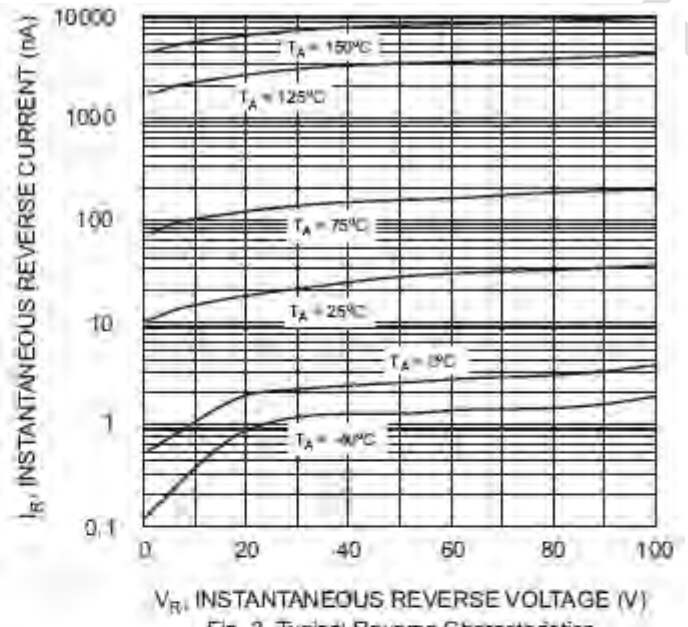


Fig. 2 Typical Reverse Characteristics

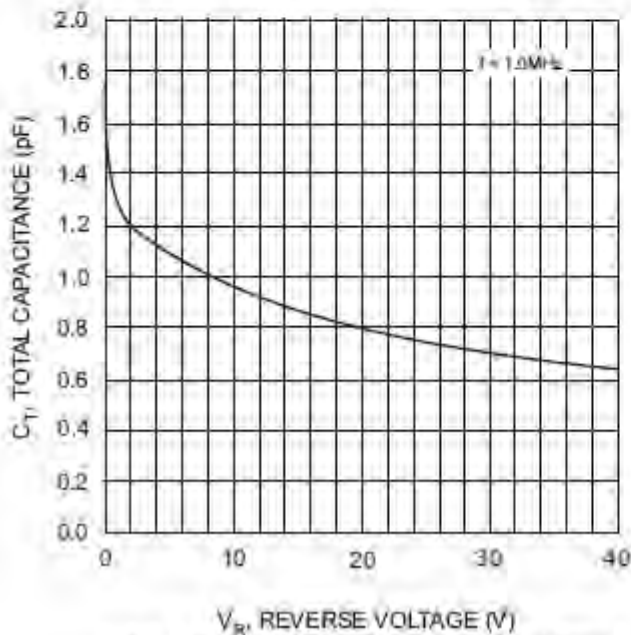


Fig. 3 Typical Capacitance vs. Reverse Voltage

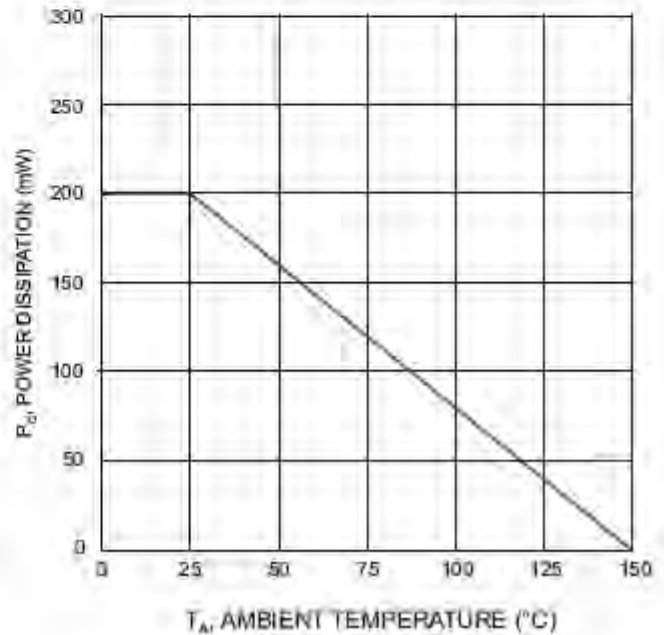


Fig. 4 Power Derating Curve