



# BAW56W-AU, BAV70W-AU, BAV99W-AU, BAL99W-AU

## SURFACE MOUNT SWITCHING DIODES

**VOLTAGE** 100Volts **POWER** 200mWatts

**SOT-323** Unit : inch(mm)

### FEATURES

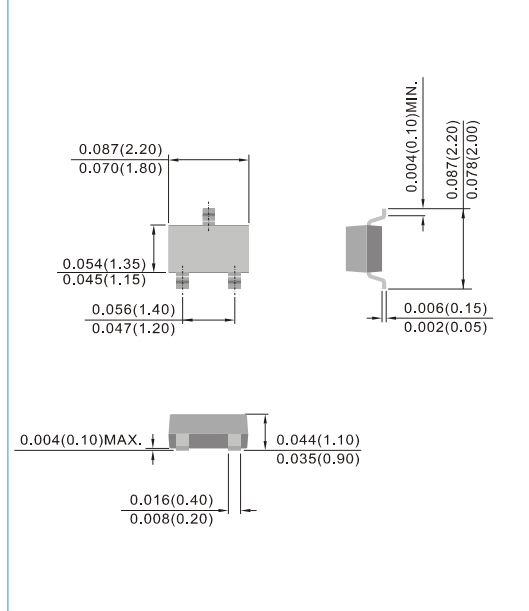
- Fast switching speed.
- Surface mount package Ideally Suited for Automatic insertion
- Electrically Identical to Standard JEDEC
- High Conductance
- Acquire quality system certificate : TS16949
- AEC-Q101 qualified
- Lead free in comply with EU RoHS 2011/65/EU directives.
- Green molding compound as per IEC61249 Std. . (Halogen Free)

### MECHANICAL DATA

Case: SOT-323, Plastic

Terminals: Solderable per MIL-STD-750, Method 2026

Approx. Weight: 0.0002 Ounces, 0.005 Grams

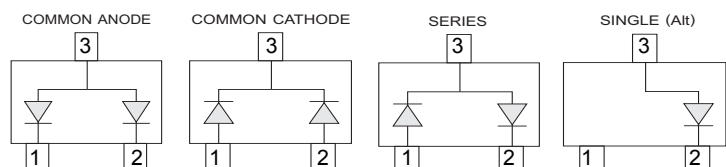


## MAXIMUM RATINGS AND ELECTRICAL CHARACTERISTICS (TA=25°C unless otherwise noted)

PARAMETER	SYMBOL	BAW56W-AU	BAV70W-AU	BAV99W-AU	BAL99W-AU	UNITS
Marking Code		JC	JA	JB	JF	
Reverse Voltage	V <sub>R</sub>	75				V
Peak Reverse Voltage	V <sub>RM</sub>	100				V
Rectified Current (Average), Half Wave Rectification with Resistive Load and f >=50 Hz	I <sub>o</sub>	150				mA
Peak Forward Surge Current, 0.001ms	I <sub>FSM</sub>	4.0				A
Power Dissipation Derate Above 25°C	P <sub>TOT</sub>	200				mW
Maximum Forward Voltage	V <sub>F</sub>	0.715 @ I <sub>F</sub> =0.001A 0.855 @ I <sub>F</sub> =0.01A 1.0 @ I <sub>F</sub> =0.05A 1.25 @ I <sub>F</sub> =0.15A				V
Maximum DC Reverse Current at 25V 75V	I <sub>R</sub>	0.03 2.5				μA
Maximum Junction Capacitance( Notes 1)	C <sub>J</sub>	1.5				pF
Maximum Reverse Recovery Time (Notes 2)	T <sub>RR</sub>	4.0				ns
Typical Thermal Resistance, Junction to Ambient(Notes 3) Junction to Case (Notes 4)	R <sub>θJA</sub> R <sub>θJC</sub>	625 250				°C / W
Junction Temperature Range	T <sub>J</sub>	-55 to +150				°C
Circuit Figure		Common Anode	Common Cathode	Series	Single(Alt)	

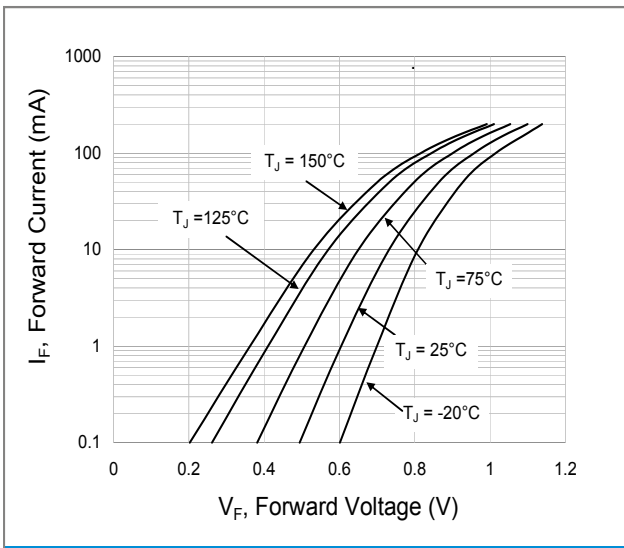
**NOTE:**

1. C<sub>J</sub> at V<sub>R</sub>=0, f=1MHZ
2. From I<sub>F</sub>=10mA to I<sub>R</sub>=1mA, V<sub>R</sub>=6Volts, R<sub>L</sub>=100Ω
3. Mounted on minimum pad.
4. Mounted on 48 cm<sup>2</sup> PCB.

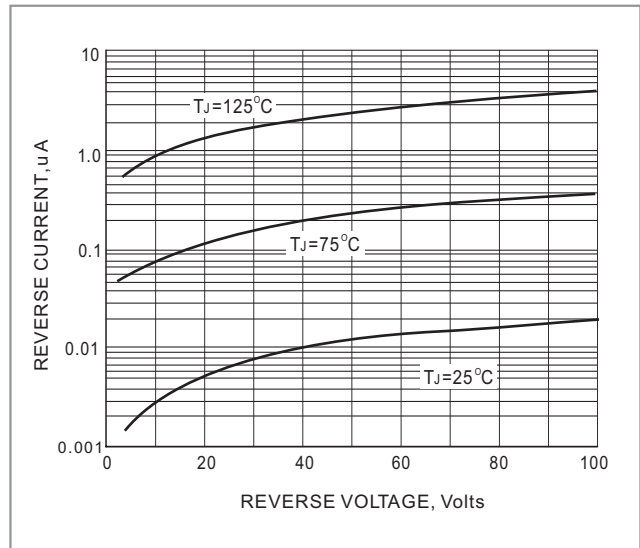




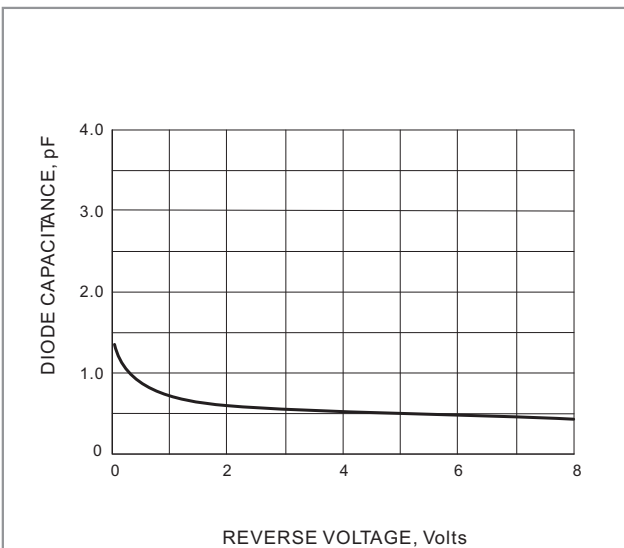
## BAW56W-AU, BAV70W-AU, BAV99W-AU, BAL99W-AU



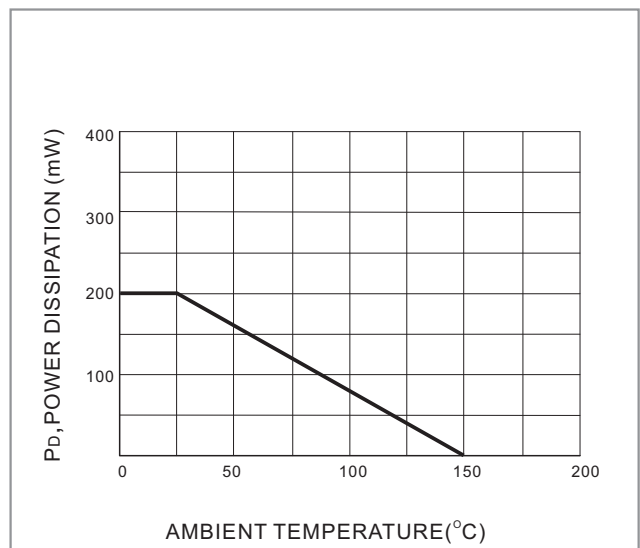
**Fig. 1 Typical Forward Characteristics**



**FIG. 2-TYPICAL REVERSE CHARACTERISTICS**



**FIG. 3 TYPICAL JUNCTION CAPACITANCE**

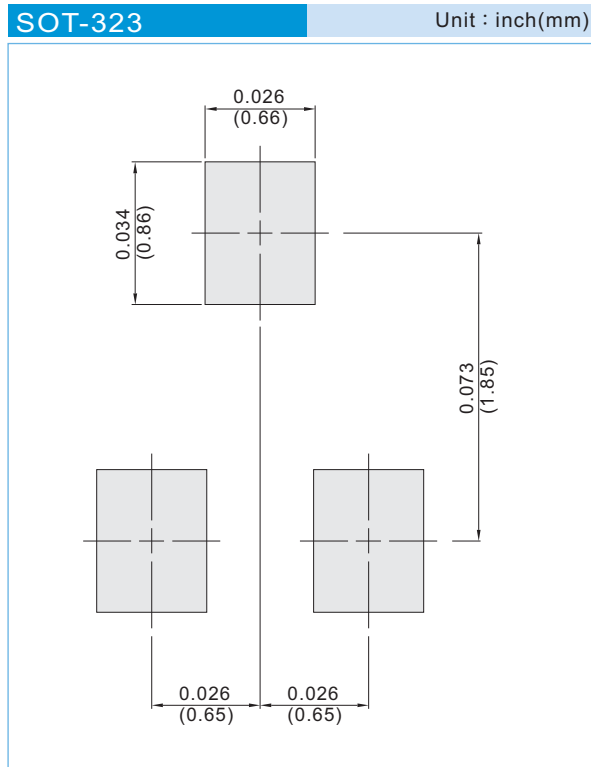


**FIG. 4 POWER DERATING CURVE**



# BAW56W!5I ,BAV70W!5I ,BAV99W!5I ,BAL99W!5I

## MOUNTING PAD LAYOUT



## ORDER INFORMATION

- Packing information  
T/R - 12K per 13" plastic Reel  
T/R - 3K per 7" plastic Reel



## BAW56W!5 I ,BAV70W!5 I ,BAV99W!5 I ,BAL99W!5 I

### Part No\_packing code\_Version

BAW56W-AU\_R1\_000A1

BAW56W-AU\_R2\_000A1

For example :

**RB500V-40\_R2\_00001**



Packing Code <b>XX</b>				Version Code <b>XXXXX</b>		
Packing type	1 <sup>st</sup> Code	Packing size code	2 <sup>nd</sup> Code	HF or RoHS	1 <sup>st</sup> Code	2 <sup>nd</sup> ~5 <sup>th</sup> Code
Tape and Ammunition Box (T/B)	<b>A</b>	N/A	<b>0</b>	<b>HF</b>	<b>0</b>	serial number
Tape and Reel (T/R)	<b>R</b>	7"	<b>1</b>	<b>RoHS</b>	<b>1</b>	serial number
Bulk Packing (B/P)	<b>B</b>	13"	<b>2</b>			
Tube Packing (T/P)	<b>T</b>	26mm	<b>X</b>			
Tape and Reel (Right Oriented) (TRR)	<b>S</b>	52mm	<b>Y</b>			
Tape and Reel (Left Oriented) (TRL)	<b>L</b>	PANASERT T/B CATHODE UP (PBCU)	<b>U</b>			
FORMING	<b>F</b>	PANASERT T/B CATHODE DOWN (PBCD)	<b>D</b>			



## BAW56W!5I ,BAV70W!5I ,BAV99W!5I ,BAL99W!5I

---

### Disclaimer

- Reproducing and modifying information of the document is prohibited without permission from Panjit International Inc..
- Panjit International Inc. reserves the rights to make changes of the content herein the document anytime without notification. Please refer to our website for the latest document.
- Panjit International Inc. disclaims any and all liability arising out of the application or use of any product including damages incidentally and consequentially occurred.
- Panjit International Inc. does not assume any and all implied warranties, including warranties of fitness for particular purpose, non-infringement and merchantability.
- Applications shown on the herein document are examples of standard use and operation. Customers are responsible in comprehending the suitable use in particular applications. Panjit International Inc. makes no representation or warranty that such applications will be suitable for the specified use without further testing or modification.
- The products shown herein are not designed and authorized for equipments requiring high level of reliability or relating to human life and for any applications concerning life-saving or life-sustaining, such as medical instruments, transportation equipment, aerospace machinery et cetera. Customers using or selling these products for use in such applications do so at their own risk and agree to fully indemnify Panjit International Inc. for any damages resulting from such improper use or sale.
- Since Panjit uses lot number as the tracking base, please provide the lot number for tracking when complaining.