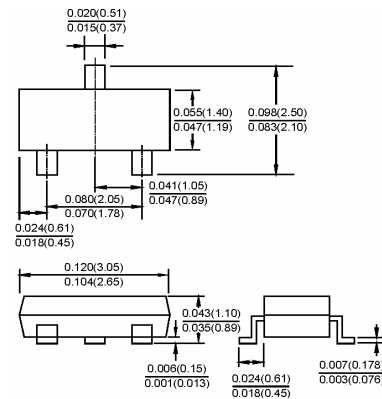


SOT-23



Dimensions in inches and (millimeters)

Features

- ◇ For high-speed switching application.
- ◇ Common cathode.

Applications

- ◇ Small signal switching

Ordering Information

Type No.	Marking	Package Code
BAV74	JA	SOT-23

MAXIMUM RATING @ Ta=25°C unless otherwise specified

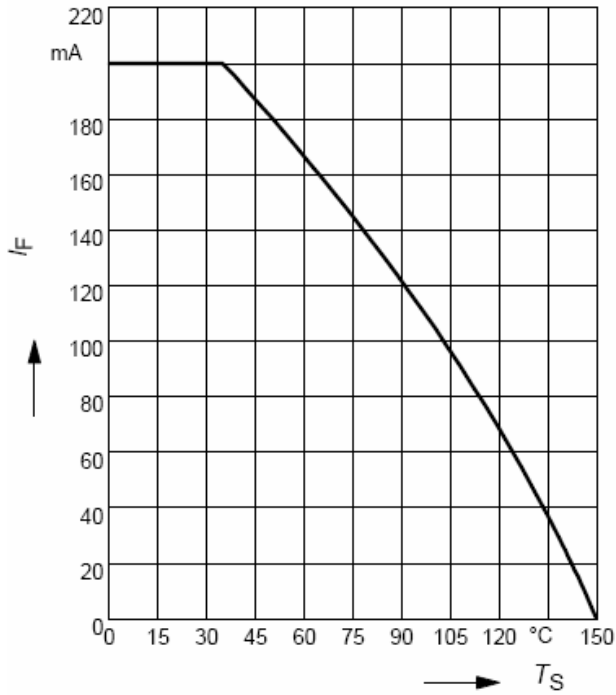
Parameter	Symbol	Limits	Unit
Diode reverse voltage	V_R	50	V
Peak Reverse Voltage	V_{RM}	50	V
Forward Current	I_F	200	mA
Surge forward current, t=1μs	I_{FS}	4.5	A
Total Power Dissipation $T_s=35^\circ\text{C}$	P_{tot}	250	mW
Junction temperature	T_j	150	°C
Storage temperature range	T_{stg}	-65+150	°C

ELECTRICAL CHARACTERISTICS @ Ta=25°C unless otherwise specified

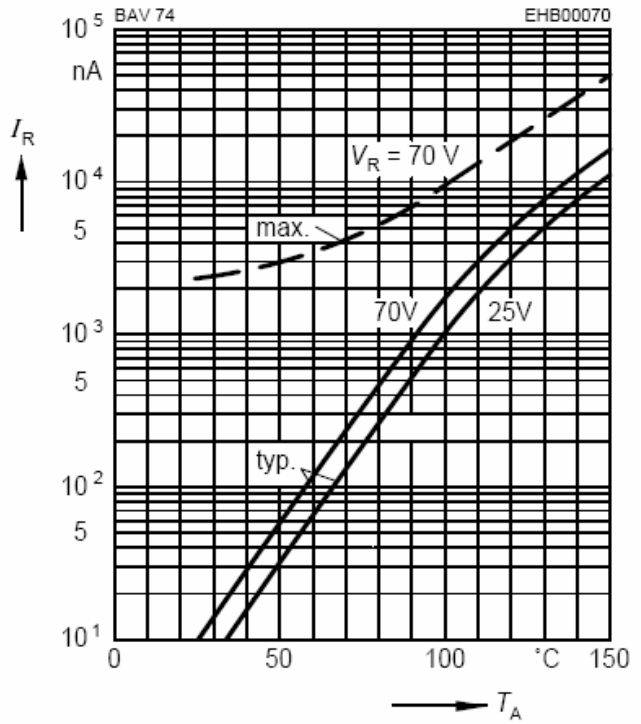
Parameter	Symbol	Test conditions	MIN	MAX	UNIT
Reverse breakdown voltage	$V_{(BR)R}$	$I_R=100\mu\text{A}$	50		V
Reverse voltage leakage current	I_R	$V_R=50\text{V}$ $V_R=50\text{V } T_A=150^\circ\text{C}$		0.1 100	μA
Forward voltage	V_F	$I_F=100\text{mA}$		1	V
Diode capacitance	C_D	$V_R=0\text{V}, f=1\text{MHz}$		2.0	pF
Reverse recovery time	t_{rr}	$I_F=I_R=10\text{mA}, I_R=1\text{mA},$ $R_L=100\Omega$		4	nS

TYPICAL CHARACTERISTICS @ $T_a=25^\circ\text{C}$ unless otherwise specified

Forward current $I_F = f(T_S)$

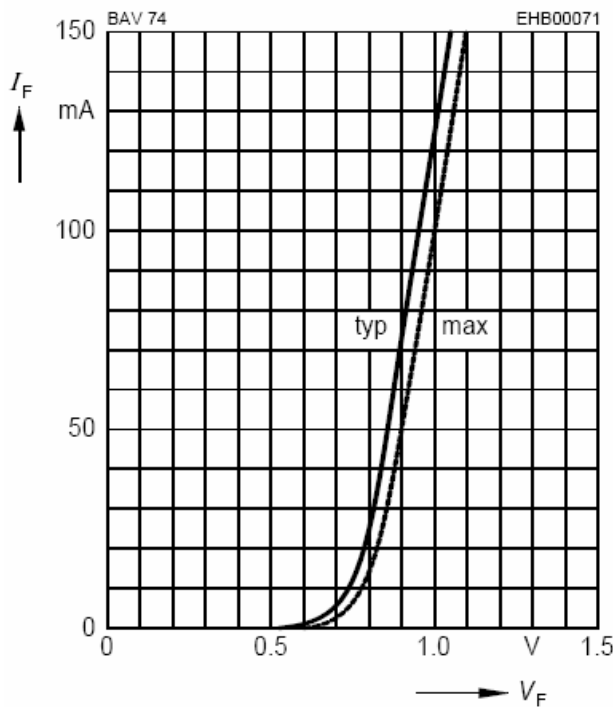


Reverse current $I_R = f(T_A)$



Forward current $I_F = f(V_F)$

$T_A = 25^\circ\text{C}$



Peak forward current $I_{FM} = f(t_p)$

$T_A = 25^\circ\text{C}$

