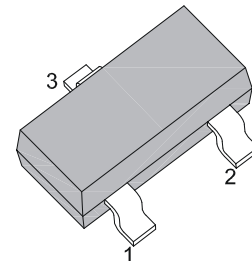


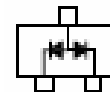
Three Terminals SMD Switching Diode

Features

- Fast switching speed
- Surface mount package ideally suited for automatic insertion
- Electrically Identical to Standard JEDEC
- High Conductance
- RoHS Compliant



SOT-23



Mechanical Data

Case:	SOT-23, Plastic Case
Terminals:	Solderable per MIL-STD-750, Method 2026
Weight:	Approx. 0.0084 gram

Maximum Ratings *(T_{Ambient}=25°C unless noted otherwise)*

Symbol	Description	BAW56	Unit
	Marking Code	JC	
VRM	Reverse Voltage	75	V
VRRM	Peak Reverse Voltage	100	V
IF(AV)	Forward Average Current, Half Wave Rectification with Resistive Load and f \geq 50Hz	150	mA
IFSM	Peak Forward Surge Current (0.001mS)	4	A
PD	Power Dissipation Derate above 25° C	250	mW
TJ	Junction Temperature	150	° C
TSTG	Storage Temperature Range	-55 to +150	° C

Three Terminals SMD Switching Diode

BAW56

Electrical Characteristics ($T_{Ambient}=25^{\circ}C$ unless noted otherwise)

Symbol	Description	BAW56	Unit	Conditions
V_F	Forward Voltage	0.715	V	I _F =1mA
		0.855		I _F =10mA
		1.0		I _F =50mA
		1.25		I _F =150mA
I_R	Reverse Current	0.03	μA	V _R =25V
		2.5		V _R =75V
C_T	Total Capacitance	1.5	pF	V _R =0V, f=1MHz
T_{rr}	Reverse Recovery Time	4	nS	From I _F =10mA to I _R =1mA, V _R =6V R _L =100Ω
R_{thJA}	Thermal Resistance from Junction to Ambient Air	360	° C/W	

Typical Characteristics Curves

Fig.1- Power Derating Curve

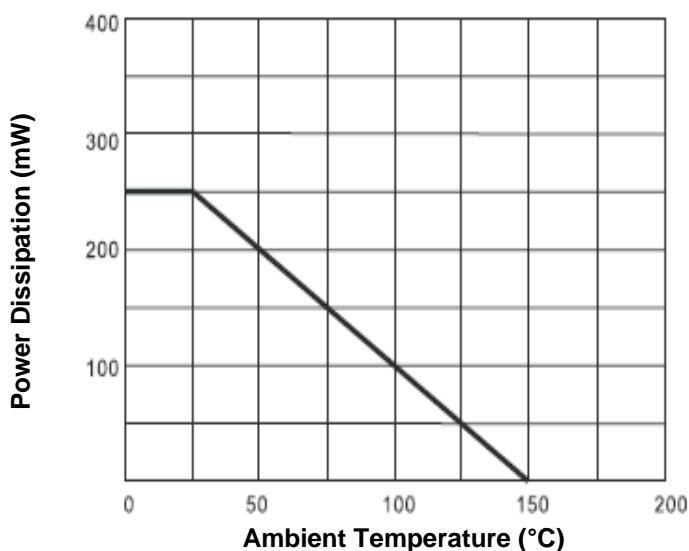
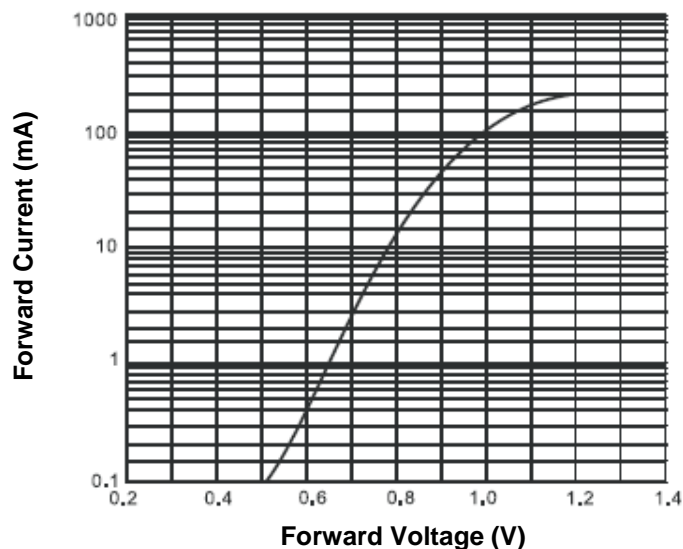


Fig.2- Typical Forward Characteristics



Three Terminals SMD Switching Diode

BAW56

Fig.3- Typical Reverse Characteristics

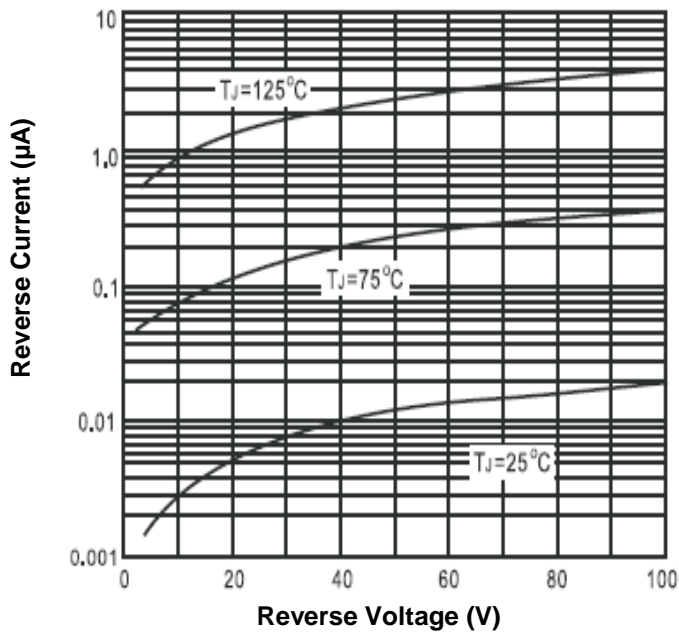
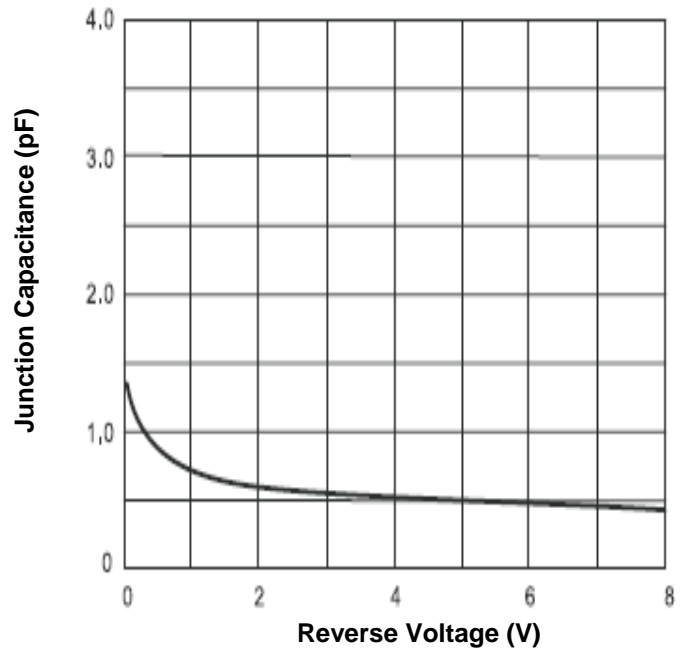
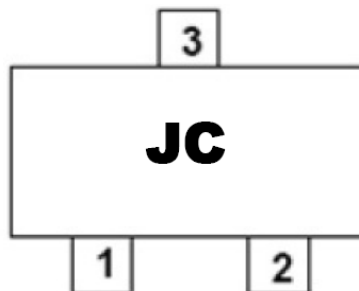


Fig.4- Typical Junction Capacitance



Marking Information:

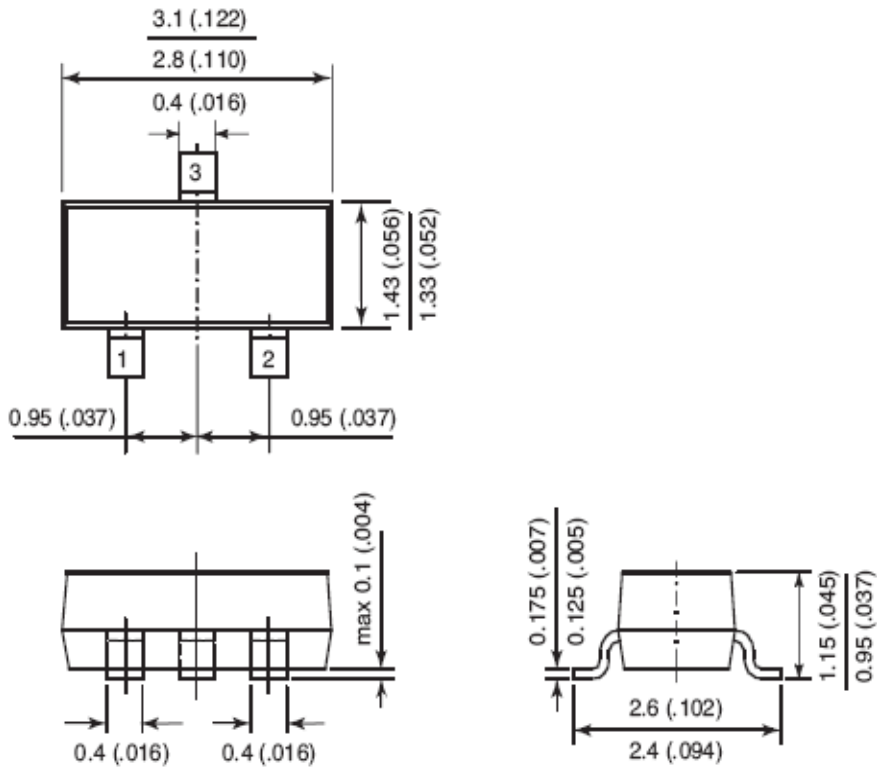


Three Terminals SMD Switching Diode

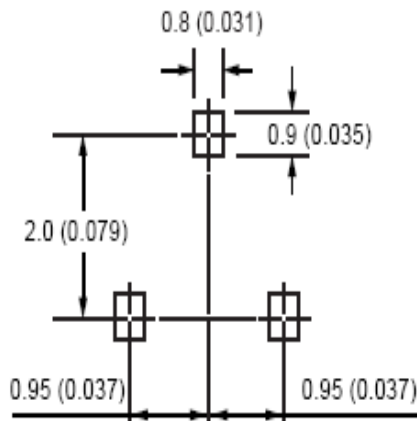
BAW56

Dimensions in mm (inch)

SOT-23



Mounting Pad Layout in mm (inch)

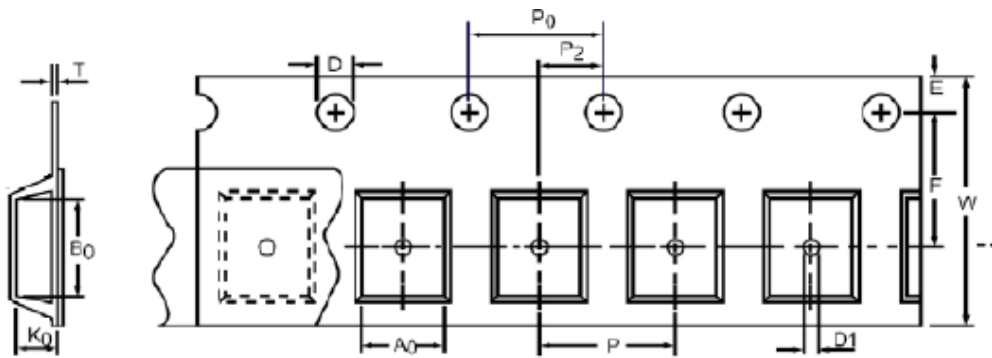


Three Terminals SMD Switching Diode

BAW56

Packing Information:

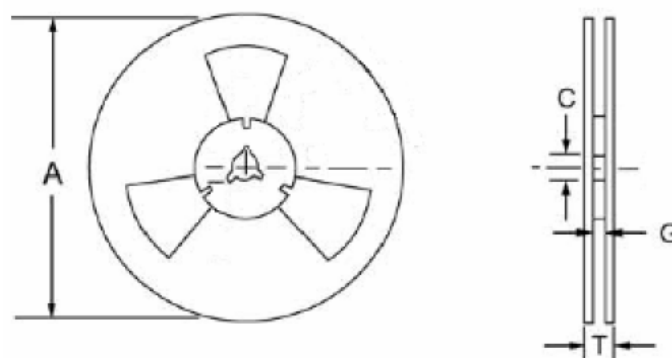
Carrier Tape Dimensions (in mm)



Product Type	A0	B0	K0	D	P0	P
	See Note			1.55±0.5	4.0±0.1	4.0±0.1
SOT-23	W	E	T	D1	F	P2
	8.0+0.3/-0.1	1.75±0.1	0.38±0.1	1.0±0.05	3.5±0.5	2.0±0.05

Note: Symbol A0, B0, K0 are determined by the maximum dimensions of the component size.
The clearance between the component and the cavity must be within 0.05 mm (0.002") min. to 0.50 mm (0.02") max. for 8 mm tape.

Reel Dimensions (in mm)



A	C	G	T
178.0±2.0	13.0±0.5	8.4±2.0	14.4 max.

Three Terminals SMD Switching Diode

BAW56

Packing Quantity Information:

Quantity	PCS per Inner Box	PCS per Inner Carton
TR70 Tape & Reel	3000/Reel	240000

Inner Carton Size Information:

Cartoon Size
390X270X400 (in mm)

How to contact us:

US HEADQUARTERS

28040 WEST HARRISON PARKWAY, VALENCIA, CA 91355-4162

Tel: (800) TAITRON (800) 824-8766 (661) 257-6060

Fax: (800) TAITFAX (800) 824-8329 (661) 257-6415

Email: taitron@taitroncomponents.com

Http://www.taitroncomponents.com

TAITRON COMPONENTS MEXICO, S.A .DE C.V.

BOULEVARD CENTRAL 5000 INTERIOR 5 PARQUE INDUSTRIAL ATITALAQUIA, HIDALGO C.P. 42970
MEXICO

Tel: +52-55-5560-1519

Fax: +52-55-5560-2190

TAITRON COMPONENTS INCORPORATED REPRESENTAÇÕES DO BRASIL LTDA

RUA DOMINGOS DE MORAIS, 2777, 2.ANDAR, SALA 24 SAÚDE - SÃO PAULO-SP 04035-001 BRAZIL

Tel: +55-11-5574-7949

Fax: +55-11-5572-0052

TAITRON COMPONENTS INCORPORATED, SHANGHAI REPRESENTATIVE OFFICE

METROBANK PLAZA, 1160 WEST YAN' AN ROAD, SUITE 1503, SHANGHAI, 200052, CHINA

Tel: +86-21-5424-9942

Fax: +86-21-5424-9931