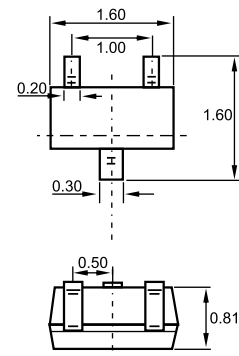
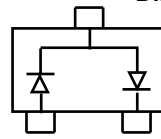
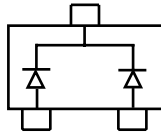
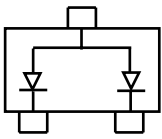

SOT-523


Dimensions in inches and (millimeters)



BAW56T Marking: JD

BAV70T Marking: JJ

BAV99T Marking: JE

Maximum Ratings @ $T_A=25^\circ\text{C}$

Parameter	Symbol	Limits	Unit
Reverse voltage	V_R	85	V
Forward current	I_o	75	mA
Forward power dissipation	P_D	150	mW
Junction temperature	T_j	150	$^\circ\text{C}$
Storage temperature	T_{stg}	-65~150	$^\circ\text{C}$

ELECTRICAL CHARACTERISTICS ($T_{amb}=25^\circ\text{C}$ unless otherwise specified)

Parameter	Symbol	Test conditions	MIN	MAX	UNIT
Reverse breakdown voltage	$V_{(BR)}$	$I_R=1\mu\text{A}$	85		V
Reverse voltage leakage current	I_{R1}	$V_R=75\text{V}$		2	μA
	I_{R2}	$V_R=25\text{V}$		0.03	μA
Forward voltage	V_F	$I_F=1\text{mA}$ $I_F=10\text{mA}$ $I_F=50\text{mA}$ $I_F=150\text{mA}$		715 855 1000 1250	mV
Diode capacitance	C_D	$V_R=0$ $f=1\text{MHz}$		1.5	pF
Reverse recovery time	t_{rr}	$I_F=I_R=10\text{mA}$ $I_{tr}=0.1 \times I_R, R_L=100\Omega$		4	nS

Typical Characteristics

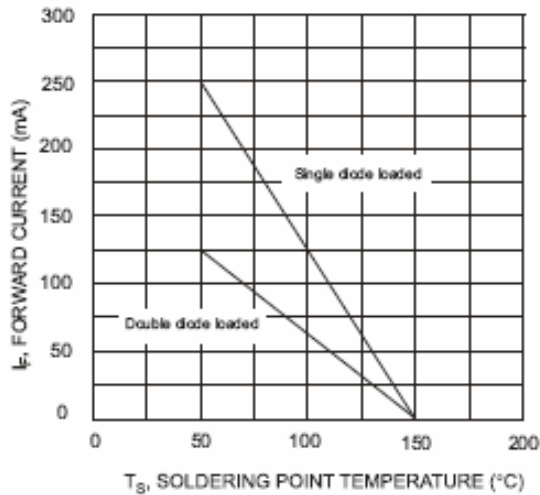


Fig. 1 Current Derating Curve

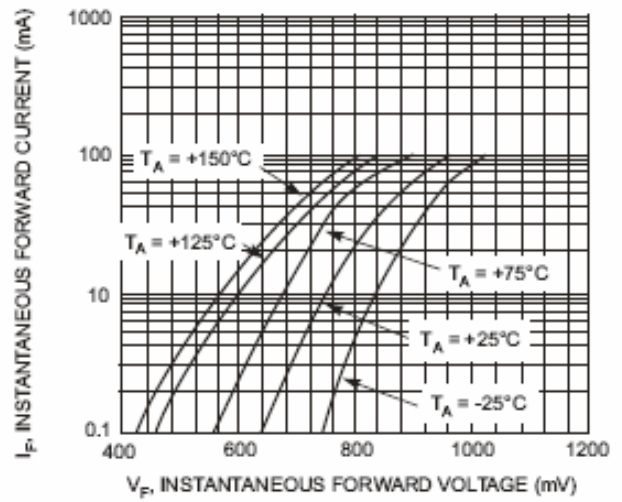


Fig. 2, Typical Forward Characteristics

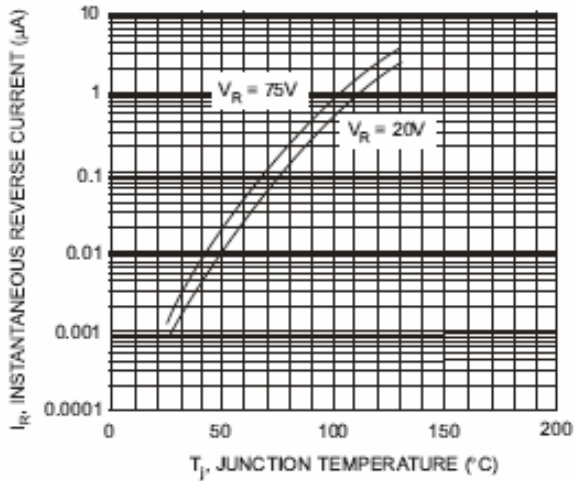


Fig. 3, Typical Reverse Characteristics