

Surface mount switching diode

BAW56W

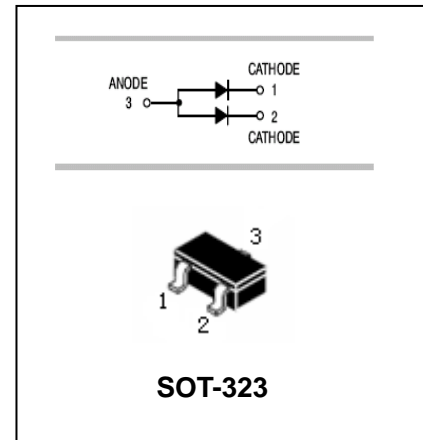
FEATURES

- For high-speed switching Applications.
- Common anode



APPLICATIONS

- High speed switching application.



ORDERING INFORMATION

Type No.	Marking	Package Code
BAW56W	KJC	SOT-323

MAXIMUM RATING @ Ta=25°C unless otherwise specified

Characteristic	Symbol	Limits	Unit
Peak Repetitive Reverse Voltage	V_{RRM}	70	V
Working peak reverse voltage	V_{RWM}		
DC Reverse Voltage	V_R		
Forward Continuous Current	I_F	200	mA
Surge forward Current	I_{FS}	4.5	A
Power Dissipation	P_d	200	mW
Operating Junction Temperature Range	T_j	150	°C
Storage Temperature Range	T_{STG}	-55 to +150	°C

ELECTRICAL CHARACTERISTICS @ Ta=25°C unless otherwise specified

Characteristic	Symbol	Min	MAX	UNIT	Test Condition
Reverse Breakdown Voltage	$V_{(BR)R}$	70	-	V	$I_R = 100\mu A$
Forward Voltage	V_F	-	715 855 1000 1250	mV	$I_F = 1mA$ $I_F = 10mA$ $I_F = 50mA$ $I_F = 150mA$
Reverse Leakage Current	I_R	-	2.5	μA	$V_R = 70V$
Diode Capacitance	C_D	-	2	pF	$V_R = 0V, f = 1MHz$
Reverse Recovery Time	t_{rr}	-	6	ns	$I_F = I_R = 10mA, f = 1MHz$

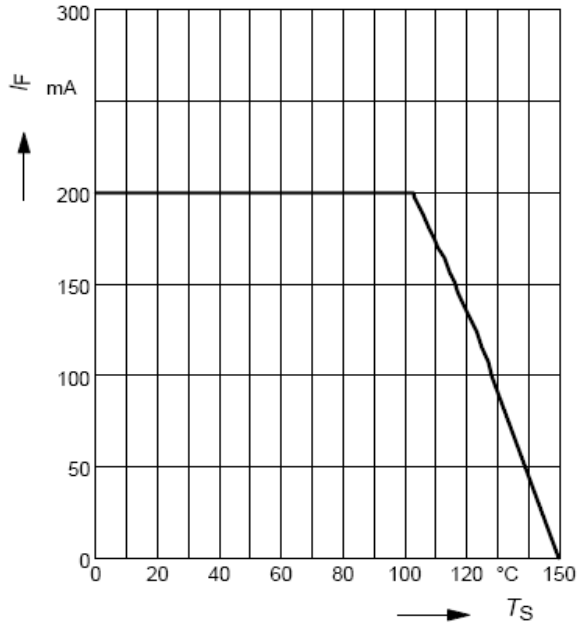


Surface mount switching diode

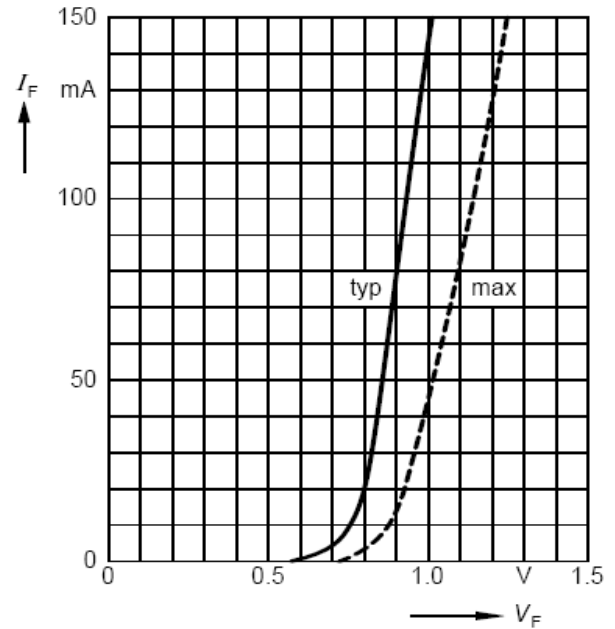
BAW56W

TYPICAL CHARACTERISTICS @ $T_a=25^\circ\text{C}$ unless otherwise specified

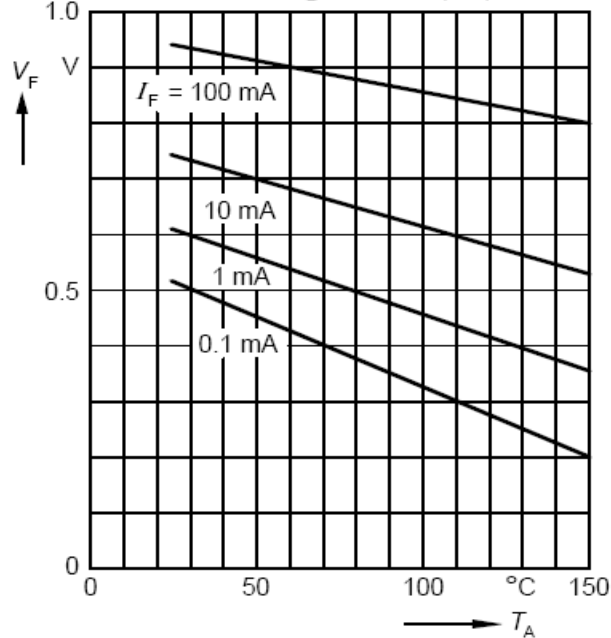
Forward current $I_F = f(T_S)$



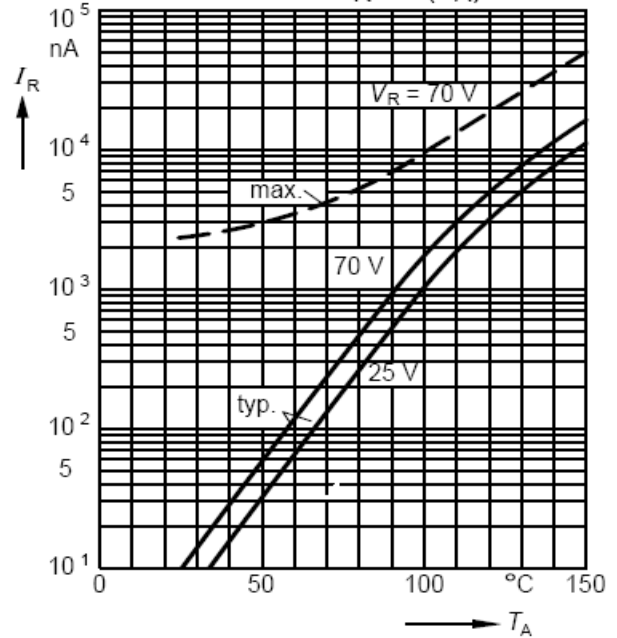
Forward current $I_F = f(V_F)$



Forward voltage $V_F = f(T_A)$



Reverse current $I_R = f(T_A)$





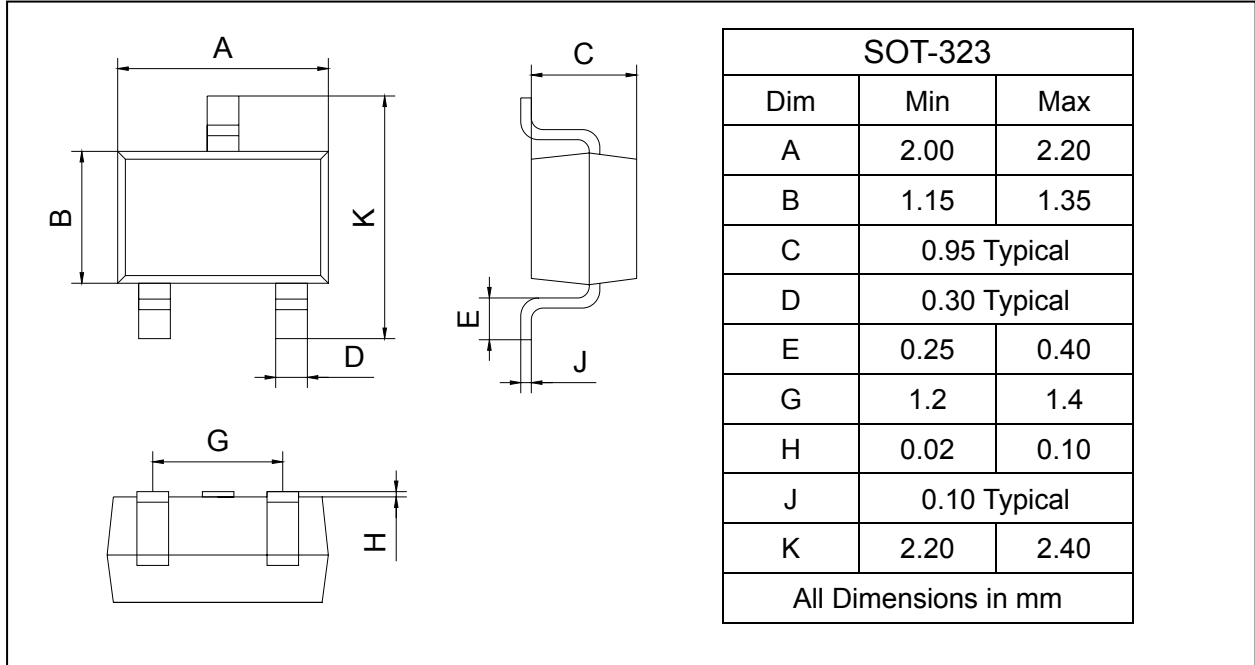
Surface mount switching diode

BAW56W

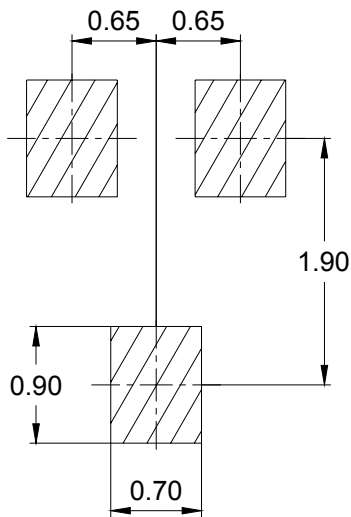
PACKAGE OUTLINE

Plastic surface mounted package

SOT-323



SOLDERING FOOTPRINT



PACKAGE INFORMATION

Device	Package	Shipping
BAW56W	SOT-323	3000/Tape&Reel