

### 描述 / Descriptions

SOT-323 塑封封装 PNP 半导体三极管。Silicon PNP transistor in a SOT-323 Plastic Package.

### 特征 / Features

大电流，低电压，与 BC848W 互补。

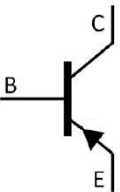
High current, low voltage complementary pair with BC848W.

### 用途 / Applications

用于一般放大及开关电路。

General purpose switching and amplification.

### 内部等效电路 / Equivalent Circuit



### 引脚排列 / Pinning



PIN1 : Emitter

PIN 2 : Base

PIN 3 : Collector

### 印章代码 / Marking

$h_{FE}$ Classifications Symbol	A	B	C
$h_{FE}$ Range	125~250	220~475	420~800
Marking	H3J	H3K	H3L

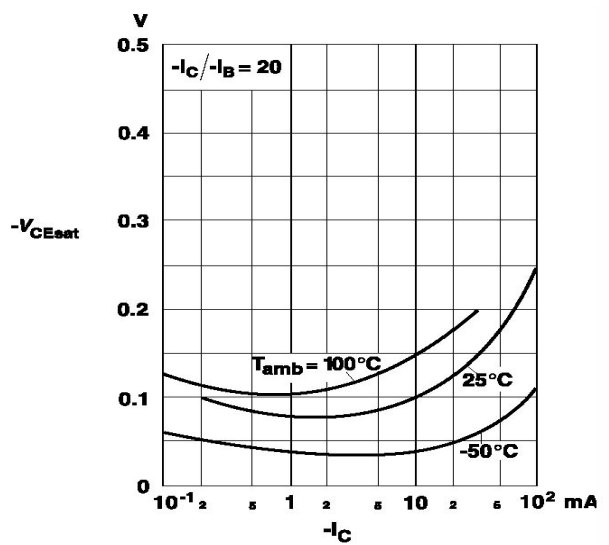
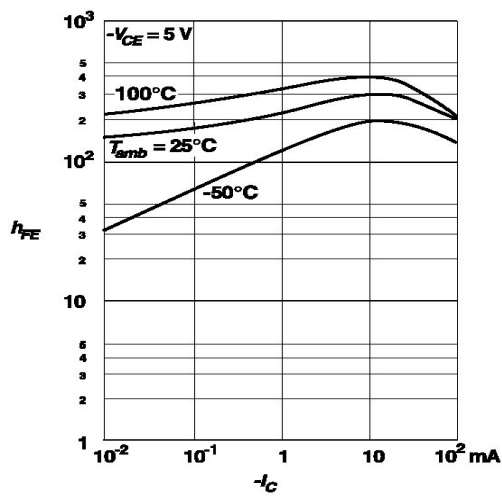
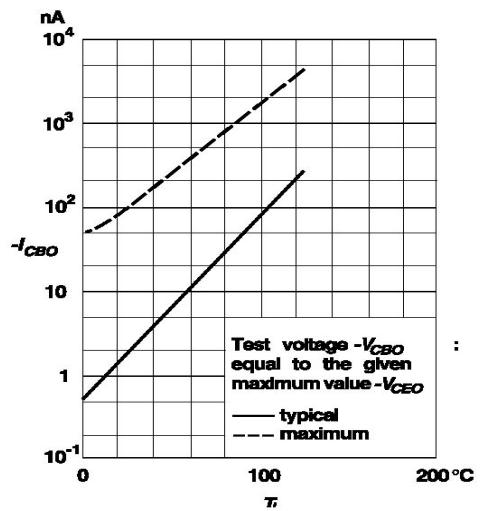
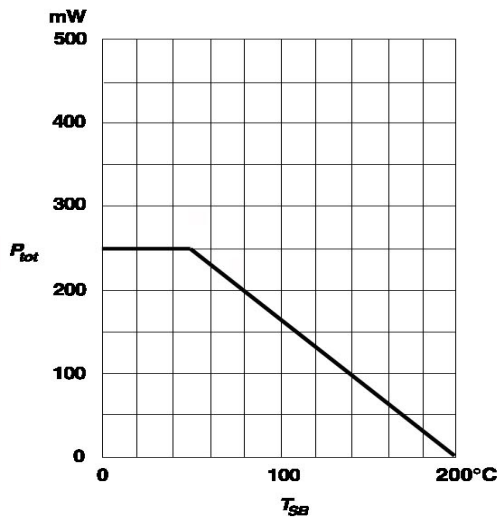
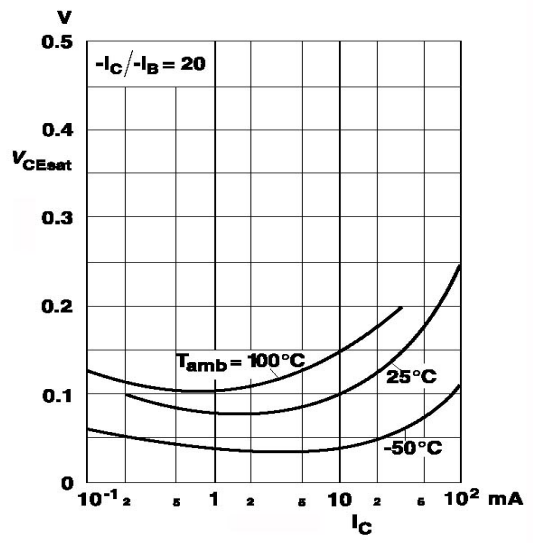
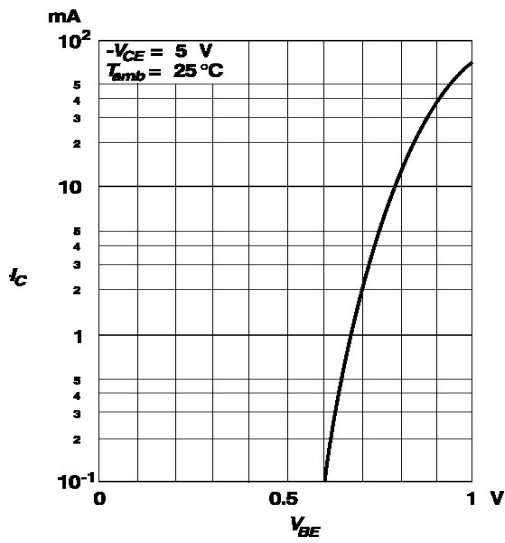
**极限参数 / Absolute Maximum Ratings(Ta=25°C)**

参数 Parameter	符号 Symbol	数值 Rating	单位 Unit
Collector to Base Voltage	$V_{CBO}$	-30	V
Collector to Emitter Voltage	$V_{CEO}$	-30	V
Emitter to Base Voltage	$V_{EBO}$	-5.0	V
Collector Current - Continuous	$I_C$	-100	mA
Peak Collector Current - Continuous	$I_{CM}$	-200	mA
Collector Power Dissipation	$P_C$	200	mW
Junction Temperature	$T_j$	150	°C
Storage Temperature Range	$T_{stg}$	-55~150	°C

**电性能参数 / Electrical Characteristics(Ta=25°C)**

参数 Parameter	符号 Symbol	测试条件 Test Conditions	最小值 Min	典型值 Typ	最大值 Max	单位 Unit
Collector Cut-Off Current	$I_{CBO}$	$V_{CB}=-30V$ $I_E=0$			-0.015	$\mu A$
Emitter to Base Current	$I_{EBO}$	$V_{EB}=-5.0V$ $I_C=0$			-0.1	$\mu A$
DC Current Gain	$h_{FE}$	$V_{CE}=-5.0V$ $I_C=-2.0mA$	125		800	
Collector to Emitter Saturation Voltage	$V_{CE(sat)(1)}$	$I_C=-10mA$ $I_B=-0.5mA$		-0.075	-0.3	V
	$V_{CE(sat)(2)}$	$I_C=-100mA$ $I_B=-5.0mA$		-0.25	-0.6	V
Base to Emitter Saturation Voltage	$V_{BE(sat)(1)}$	$I_C=-10mA$ $I_B=-0.5mA$		-0.7		V
	$V_{BE(sat)(2)}$	$I_C=-100mA$ $I_B=-5.0mA$		-0.85		V
Base to Emitter Voltage	$V_{BE(1)}$	$V_{CE}=-5.0V$ $I_C=-2.0mA$	-0.6	-0.65	-0.75	V
	$V_{BE(2)}$	$V_{CE}=-5.0V$ $I_C=-10mA$			-0.82	V
Transition Frequency	$f_T$	$V_{CE}=-5.0V$ $I_C=-10mA$ $f=100MHz$	100			MHz
Collector Capacitance	$C_C$	$V_{CB}=-10V$ $I_E=I_C=0$ $f=1.0MHz$			3.0	pF
Emitter Capacitance	$C_e$	$V_{EB}=-0.5V$ $I_C=I_C=0$ $f=1.0MHz$			12	pF
Noise Figure	NF	$I_C=-200\mu A$ $V_{CE}=-5.0V$ $R_S=2K\Omega$ $f=1.0KHz$ $B=200Hz$			10	dB

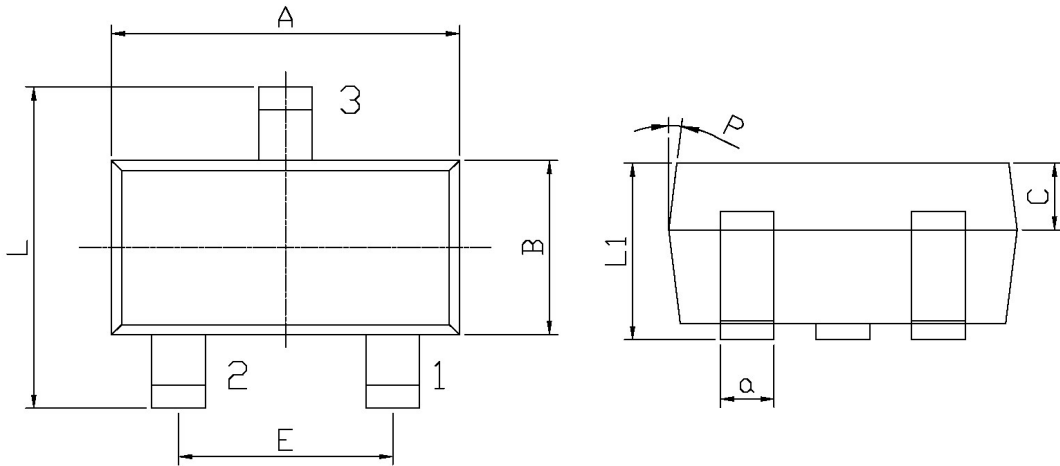
电参数曲线图 / Electrical Characteristic Curve



外形尺寸图 / Package Dimensions

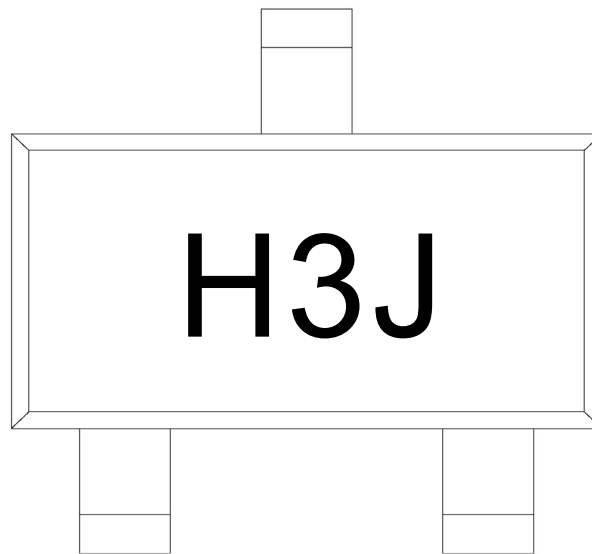
SOT-323

单位: mm



Symbol	Dimensions In Millimeters		Symbol	Dimensions In Millimeters	
	Min	Max		Min	Max
A	1.95	2.35	C	0.30	0.50
L	2.00	2.2	L1	0.85	1.15
E	1.20	1.40	a	0.20	0.40
B	1.15	1.35	P	7°	

印章说明 / Marking Instructions



说明：

H： 为公司代码

3J： 为产品型号

Note:

H: Company Code.

3J: Product Type.

**回流焊温度曲线图(无铅) / Temperature Profile for IR Reflow Soldering(Pb-Free)**



说明：

- 1、预热温度 25~150°C，时间 60~90sec;
- 2、峰值温度 245±5°C，时间持续为 5±0.5sec;
- 3、焊接制程冷却速度为 2~10°C/sec.

Note:

- 1.Preheating:25~150°C, Time:60~90sec.
- 2.Peak Temp.:245±5°C, Duration:5±0.5sec.
3. Cooling Speed: 2~10°C/sec.

**耐焊接热试验条件 / Resistance to Soldering Heat Test Conditions**

温度：260±5°C      时间：10±1 sec.      Temp.:260±5°C      Time:10±1 sec

**包装规格 / Packaging SPEC.**

卷盘包装 / REEL

Package Type 封装形式	Units 包装数量					Dimension 包装尺寸 (unit: mm <sup>3</sup> )		
	Units/Reel 只/卷盘	Reels/Inner Box 卷盘/盒	Units/Inner Box 只/盒	Inner Boxes/Outer Box 盒/箱	Units/Outer Box 只/箱	Reel	Inner Box 盒	Outer Box 箱
SOT-323	3,000	10	30,000	8	240,000	7" x8	180×120×180	385×257×392

**使用说明 / Notices**