


Broadband Conical Inductors



- Designed specifically for broadband and high frequency applications.
- Operates as a series of narrow-band inductors throughout an operating frequency range of 10 MHz up to 40 GHz.
- Ideal for use in ultra-wideband bias Tees, where the conical inductor provides the path for the DC bias injection or extraction while isolating the power source from the active device.
- Supplied with “flying leads” that allow adjustment of the mounting angle.
- For a surface mount version with a self positioning mounting bracket, consider the BCR series.

Terminations Tin-silver-copper (96.5/3/0.5) over copper

Ambient temperature -40°C to +85°C with Irms current, +85°C to 125°C with derated current

Storage temperature Component: -40°C to +125°C
Tape and reel packaging: -40°C to +80°C

Moisture Sensitivity Level (MSL) 1 (unlimited floor life at <30°C / 85% relative humidity)

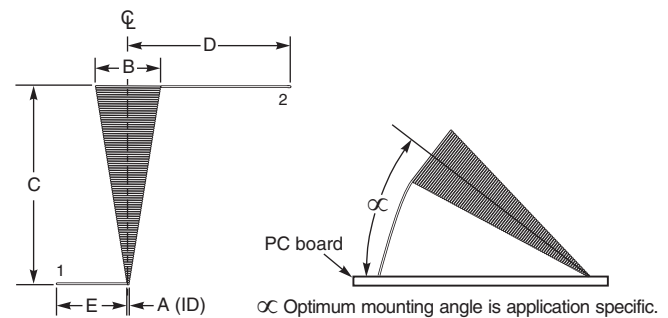
Failures in Time (FIT) / Mean Time Between Failures (MTBF)
38 per billion hours / 26,315,789 hours, calculated per Telcordia SR-332

Packaging 25 per tray

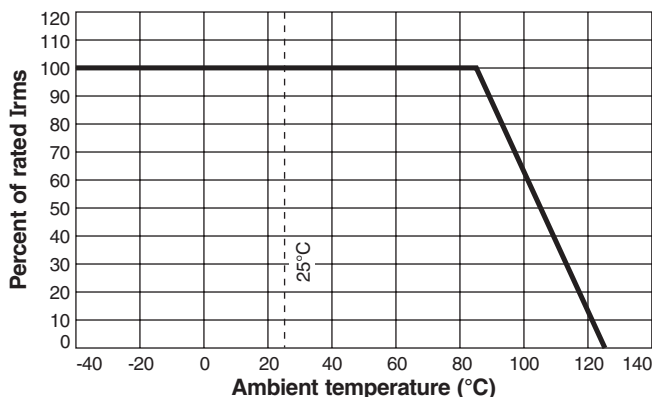
PCB washing Tested to MIL-STD-202 Method 215 plus an additional aqueous wash. See [Doc787_PCB_Washing.pdf](#).

Part number	Inductance ¹ ±5% (µH)	DCR max (Ohms)	Irms ² (mA)	Weight mg
BCL-221JL	0.22	0.10	1200	10.2
BCL-531JL	0.53	0.15	1060	19.8
BCL-122JL	1.20	1.05	270	5.1
BCL-162JL	1.65	0.60	490	17.1
BCL-232JL	2.35	1.61	270	8.5
BCL-272JL	2.75	0.40	675	67.2
BCL-632JL	6.35	0.92	480	81.0
BCL-652JL	6.50	0.70	650	151
BCL-802JL	8.00	3.39	230	25.3

1. Inductance measured at 10 MHz, 0.1 Vrms, 0 Adc using an Agilent/HP 4286A LCR meter and a Coilcraft CCF 1111 fixture.
2. Current that causes a 40°C rise from 25°C ambient.
3. Electrical specifications at 25°C.



Irms Derating

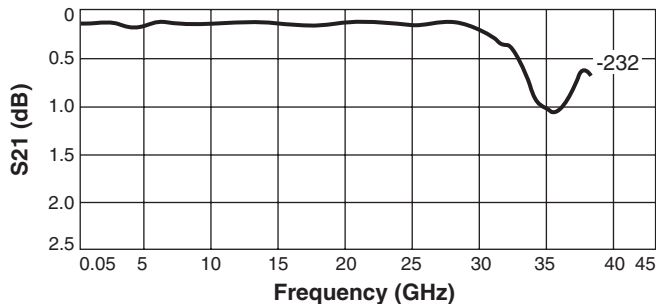
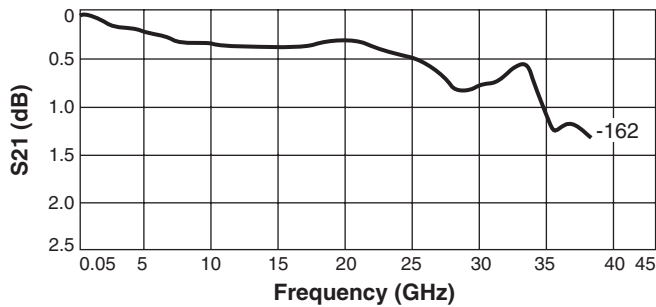
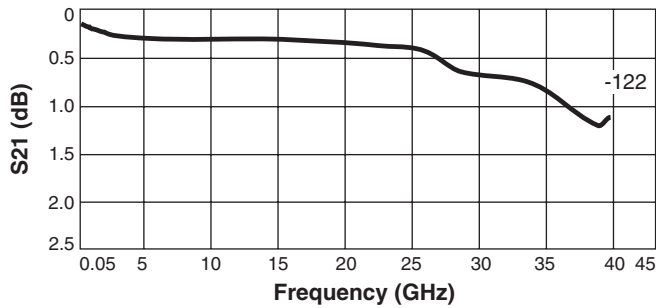
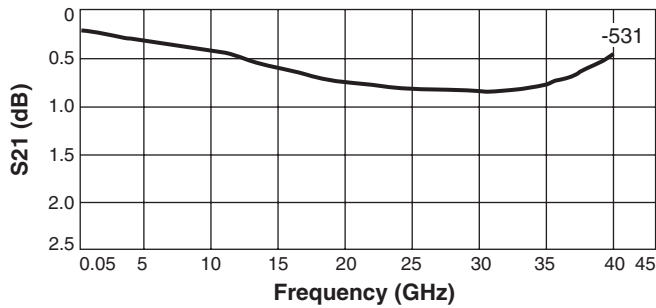
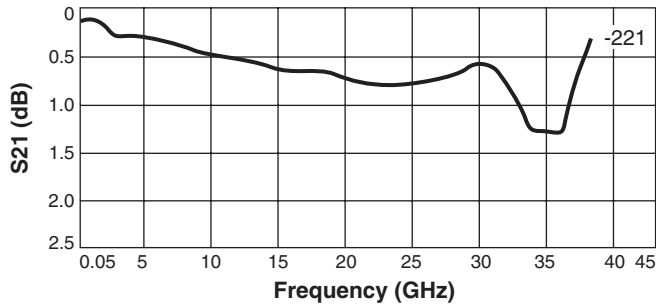


	Dimensions					
	A	B max	C max	D	E	
BCL-221	0.008 ±0.002 0,20 ±0,05	0.057 1,45	0.138 3,51	0.166 ±0.010 4,216 ±0,25	0.100 ±0.010 2,54 ±0,25	inches mm
BCL-531	0.008 ±0.002 0,20 ±0,05	0.071 1,80	0.179 4,55	0.166 ±0.010 4,216 ±0,25	0.100 ±0.010 2,54 ±0,25	inches mm
BCL-122	0.008 ±0.002 0,20 ±0,05	0.045 1,14	0.115 2,92	0.166 ±0.010 4,216 ±0,25	0.100 ±0.010 2,54 ±0,25	inches mm
BCL-162	0.008 ±0.002 0,20 ±0,05	0.067 1,70	0.174 4,42	0.166 ±0.010 4,216 ±0,25	0.100 ±0.010 2,54 ±0,25	inches mm
BCL-232	0.008 ±0.002 0,20 ±0,05	0.060 1,52	0.150 3,81	0.166 ±0.010 4,216 ±0,25	0.100 ±0.010 2,54 ±0,25	inches mm
BCL-272	0.008 ±0.002 0,20 ±0,05	0.107 2,72	0.310 7,87	0.275 ±0.010 6,985 ±0,25	0.100 ±0.010 2,54 ±0,25	inches mm
BCL-632	0.008 ±0.002 0,20 ±0,05	0.116 2,95	0.340 8,62	0.275 ±0.010 6,985 ±0,25	0.100 ±0.010 2,54 ±0,25	inches mm
BCL-652	0.008 ±0.002 0,20 ±0,05	0.140 3,56	0.435 11,05	0.390 ±0.010 9,906 ±0,25	0.100 ±0.010 2,54 ±0,25	inches mm
BCL-802	0.008 ±0.002 0,20 ±0,05	0.074 1,88	0.237 6,02	0.180 ±0.010 4,572 ±0,25	0.100 ±0.010 2,54 ±0,25	inches mm

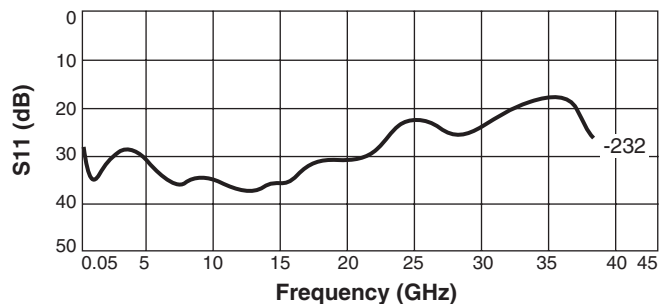
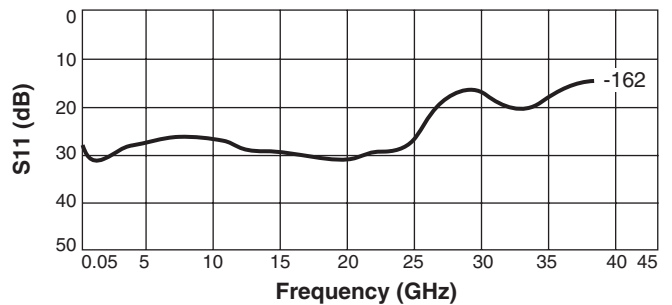
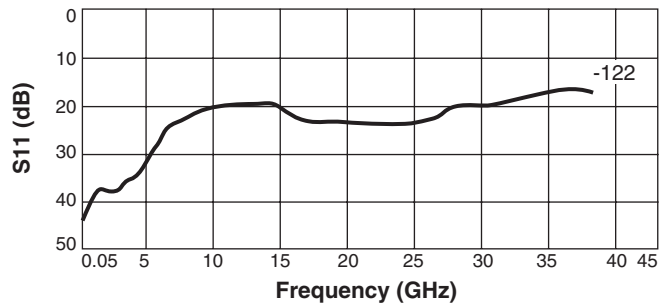
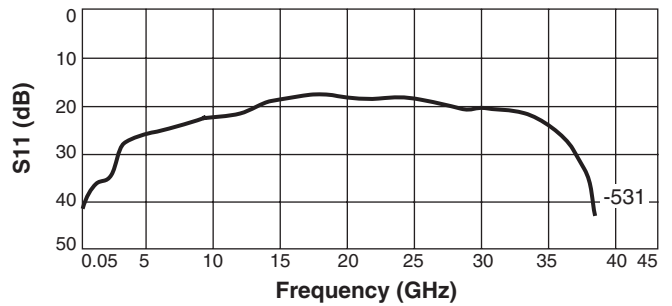
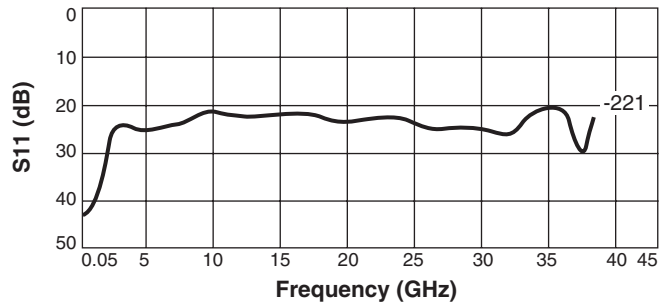


Broadband Conical Inductors

Insertion Loss



Return Loss



www.coilcraft.com

US +1-847-639-6400 sales@coilcraft.com
UK +44-1236-730595 sales@coilcraft-europe.com
Taiwan +886-2-2264 3646 sales@coilcraft.com.tw
China +86-21-6218 8074 sales@coilcraft.com.cn
Singapore + 65-6484 8412 sales@coilcraft.com.sg

Document 334L-2 Revised 06/27/13

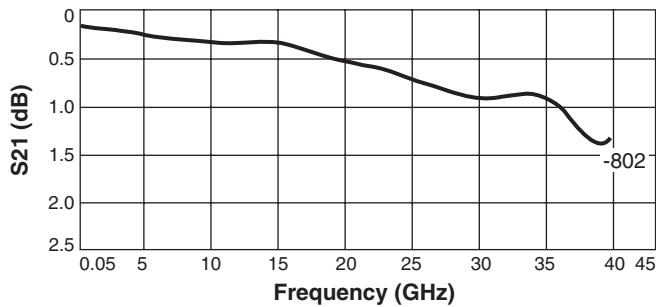
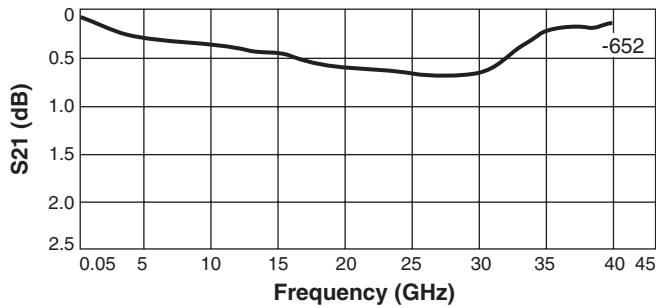
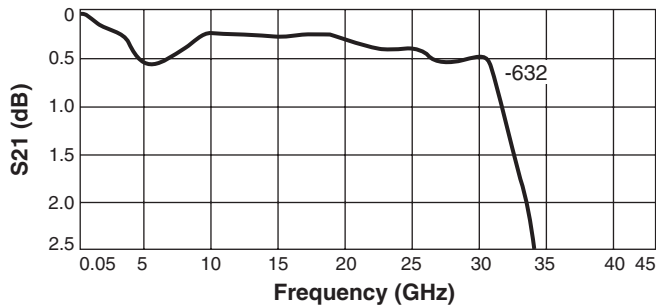
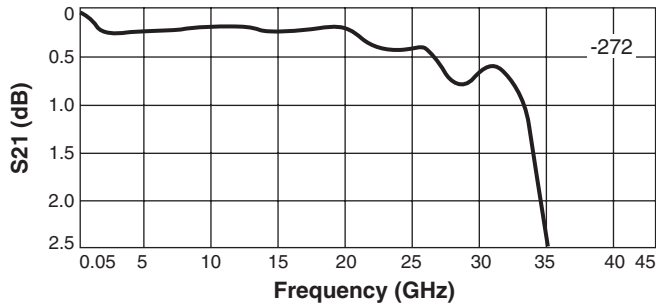
© Coilcraft Inc. 2015

This product may not be used in medical or high risk applications without prior Coilcraft approval. Specification subject to change without notice. Please check web site for latest information.

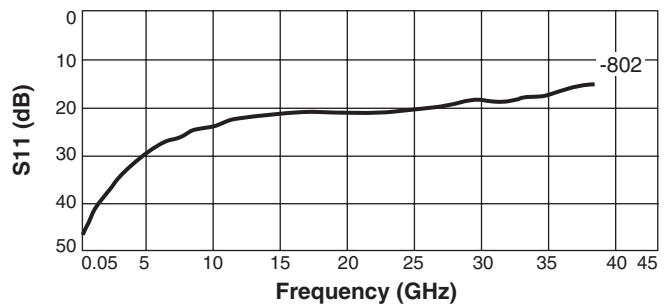
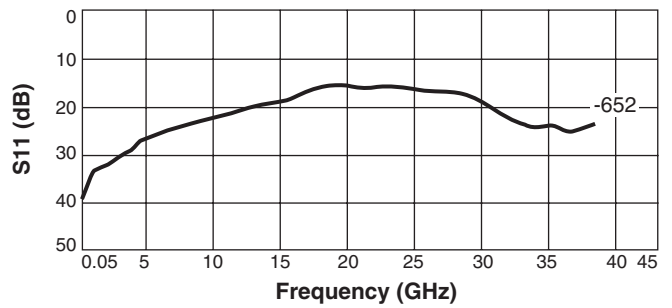
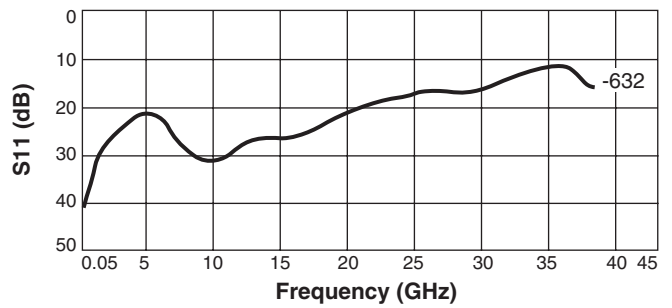
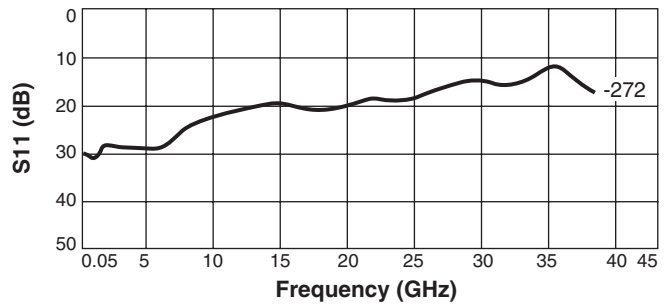


Broadband Conical Inductors

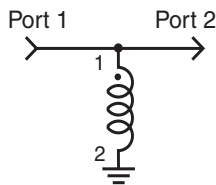
Insertion Loss



Return Loss



Response curves measured in a bias tee configuration with an Agilent/HP 8722ES network analyzer.



US +1-847-639-6400 sales@coilcraft.com
UK +44-1236-730595 sales@coilcraft-europe.com
Taiwan +886-2-2264 3646 sales@coilcraft.com.tw
China +86-21-6218 8074 sales@coilcraft.com.cn
Singapore + 65-6484 8412 sales@coilcraft.com.sg

Document 334L-3 Revised 06/27/13
 © Coilcraft Inc. 2015
 This product may not be used in medical or high risk applications without prior Coilcraft approval. Specification subject to change without notice. Please check web site for latest information.