

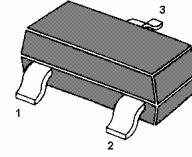
# BCW61

## PNP Silicon Epitaxial Planar Transistors

for general purpose switching and amplification.

These transistors are subdivided into three groups B, C and D, according to their current gain.

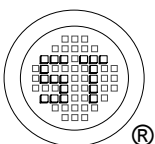
As complementary types the NPN transistors BCW60 are recommended.



1. Base 2. Emitter 3. Collector  
SOT-23 Plastic Package

### Absolute Maximum Ratings ( $T_a = 25^\circ\text{C}$ )

Parameter	Symbol	Value	Unit
Collector-Base Voltage	$-V_{\text{CBO}}$	32	V
Collector-Emitter Voltage	$-V_{\text{CEO}}$	32	V
Emitter-Base Voltage	$-V_{\text{EBO}}$	5	V
Collector Current	$-I_{\text{C}}$	100	mA
Peak Collector Current	$-I_{\text{CM}}$	200	mA
Peak Base Current	$-I_{\text{BM}}$	100	mA
Power Dissipation	$P_{\text{tot}}$	200	mW
Junction Temperature	$T_{\text{J}}$	150	$^\circ\text{C}$
Storage Temperature Range	$T_{\text{S}}$	-65 to +150	$^\circ\text{C}$



## SEMTECH ELECTRONICS LTD.

(Subsidiary of Sino-Tech International Holdings Limited, a company listed on the Hong Kong Stock Exchange, Stock Code: 724)



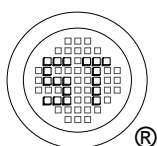
Dated : 21/12/2005

# BCW61

## Characteristics at $T_a = 25\text{ }^\circ\text{C}$

Parameter	Symbol	Min.	Typ.	Max.	Unit
DC Current Gain					
at $-V_{CE} = 5\text{ V}$ , $-I_C = 10\text{ }\mu\text{A}$	BCW61B	$h_{FE}$	30	-	-
	BCW61C	$h_{FE}$	40	-	-
	BCW61D	$h_{FE}$	100	-	-
at $-V_{CE} = 5\text{ V}$ , $-I_C = 2\text{ mA}$	BCW61B	$h_{FE}$	180	-	310
	BCW61C	$h_{FE}$	250	-	460
	BCW61D	$h_{FE}$	380	-	630
at $-V_{CE} = 1\text{ V}$ , $-I_C = 50\text{ mA}$	BCW61B	$h_{FE}$	80	-	-
	BCW61C	$h_{FE}$	100	-	-
	BCW61D	$h_{FE}$	110	-	-
Collector Saturation Voltage					
at $-I_C = 10\text{ mA}$ , $-I_B = 0.25\text{ mA}$	$-V_{CEsat}$	0.06	-	0.25	V
Collector Saturation Voltage					
at $-I_C = 50\text{ mA}$ , $-I_B = 1.25\text{ mA}$	$-V_{CEsat}$	0.12	-	0.55	V
Base Saturation Voltage					
at $-I_C = 10\text{ mA}$ , $-I_B = 0.25\text{ mA}$	$-V_{BEsat}$	0.6	-	0.85	V
Base Saturation Voltage					
at $-I_C = 50\text{ mA}$ , $-I_B = 1.25\text{ mA}$	$-V_{BEsat}$	0.68	-	1.05	V
Base-Emitter Voltage					
at $-I_C = 2\text{ mA}$ , $-V_{CE} = 5\text{ V}$	$-V_{BE(on)}$	0.6	-	0.75	V
Collector Base Cutoff Current					
at $-V_{CB} = 32\text{ V}$	$-I_{CBO}$	-	-	20	nA
at $-V_{CB} = 32\text{ V}$ , $T_j = 150\text{ }^\circ\text{C}$	$-I_{CBO}$	-	-	20	$\mu\text{A}$
Emitter-Base Cutoff Current					
at $-V_{EB} = 4\text{ V}$	$-I_{EBO}$	-	-	20	nA
Gain -Bandwidth Product					
at $-V_{CE} = 5\text{ V}$ , $-I_C = 10\text{ mA}$ , $f = 100\text{ MHz}$	$f_T$	100	-	-	MHz
Collector-Base Capacitance					
at $-V_{CB} = 10\text{ V}$ , $f = 1\text{ MHz}$	$C_{CBO}$	-	4.5	-	pF
Emitter-Base Capacitance					
at $-V_{EB} = 0.5\text{ V}$ , $f = 1\text{ MHz}$	$C_{EBO}$	-	11	-	pF
Noise figure					
at $-I_C = 200\text{ }\mu\text{A}$ , $-V_{CE} = 5\text{ V}$ , $R_S = 2\text{ K}\Omega$ , $f = 1\text{ KHz}$ , $\Delta f = 200\text{ Hz}$	NF	-	2	6	dB
Thermal Resistance, Junction to Ambient	$R_{\theta JA}$	-	-	500 <sup>1)</sup>	K/W

<sup>1)</sup> Transistor mounted on an FR4 printed-circuit board.



**SEMTECH ELECTRONICS LTD.**

(Subsidiary of Sino-Tech International Holdings Limited, a company listed on the Hong Kong Stock Exchange, Stock Code: 724)



Dated : 21/12/2005