

RoHS Compliant Product
A suffix of "-C" specifies halogen & lead-free

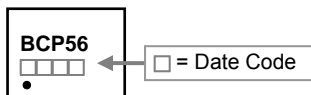
FEATURES

- Small Flat Package
- General Purpose Application

CLASSIFICATION OF $h_{FE(2)}$

Product-Rank	BCX56-10	BCX56-16
Range	63~160	100~250

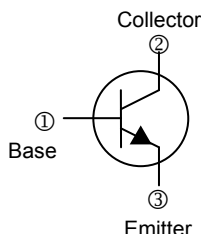
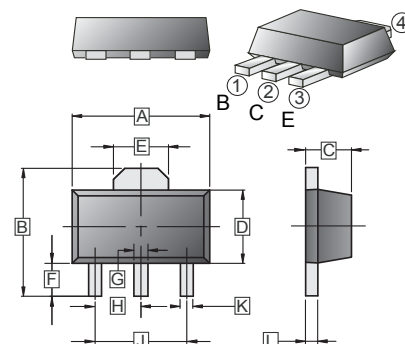
MARKING



PACKAGE INFORMATION

Package	MPQ	Leader Size
SOT-89	1K	7 inch

SOT-89



REF.	Millimeter		REF.	Millimeter	
	Min.	Max.		Min.	Max.
A	4.40	4.60	G	0.40	0.58
B	3.94	4.25	H	1.50	TYP
C	1.40	1.60	J	3.00	TYP
D	2.25	2.60	K	0.32	0.52
E	1.50	1.85	L	0.35	0.44
F	0.89	1.20			

ABSOLUTE MAXIMUM RATINGS ($T_A=25^\circ\text{C}$ unless otherwise specified)

Parameter	Symbol	Ratings	Unit
Collector-Base Voltage	V_{CBO}	100	V
Collector-Emitter Voltage	V_{CEO}	80	V
Emitter-Base Voltage	V_{EBO}	5	V
Collector Current	I_{CM}	1	A
Collector Power Dissipation	P_C	1.2	W
Maximum Junction to Ambient	$R_{\theta JA}$	250	$^\circ\text{C} / \text{W}$
Junction & Storage Temperature	T_J, T_{STG}	-65~150	$^\circ\text{C}$

ELECTRICAL CHARACTERISTICS ($T_A=25^\circ\text{C}$ unless otherwise specified)

Parameter	Symbol	Min.	Typ.	Max.	Unit	Test conditions
Collector-Base Breakdown Voltage	$V_{(BR)CBO}$	100	-	-	V	$I_C=100\mu\text{A}, I_E=0$
Collector-Emitter Breakdown Voltage	$V_{(BR)CEO}$	80	-	-	V	$I_C=1\text{mA}, I_B=0$
Emitter-Base Breakdown Voltage	$V_{(BR)EBO}$	5	-	-	V	$I_E=10\mu\text{A}, I_C=0$
Collector Cut-Off Current	I_{CBO}	-	-	0.1	μA	$V_{CB}=30\text{V}, I_E=0$
Emitter Cut-Off Current	I_{EBO}	-	-	0.1	μA	$V_{EB}=5\text{V}, I_C=0$
DC Current Gain	BCX56	63	-	-		$V_{CE}=2\text{V}, I_C=5\text{mA}$
	BCX56-10	63	-	250		$V_{CE}=2\text{V}, I_C=150\text{mA}$
	BCX56-16	40	-	-		$V_{CE}=2\text{V}, I_C=500\text{mA}$
Transition frequency	f_T	100	-	-	MHz	$V_{CE}=5\text{V}, I_C=10\text{mA}$
Collector-Emitter Saturation voltage	$V_{CE(sat)}$	-	-	500	mV	$I_C=500\text{mA}, I_B=50\text{mA}$
Base-emitter voltage	$V_{BE(ON)}$	-	-	1	V	$V_{CE}=2\text{V}, I_C=500\text{mA}$

CHARACTERISTIC CURVES

