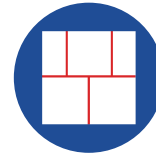


Preliminary Data Sheet

BD1200U510-1306

Ultra Low Profile 1306 Balun

50Ω to 100Ω Balanced




Yantel

Key Patents Lead Microwave Tech

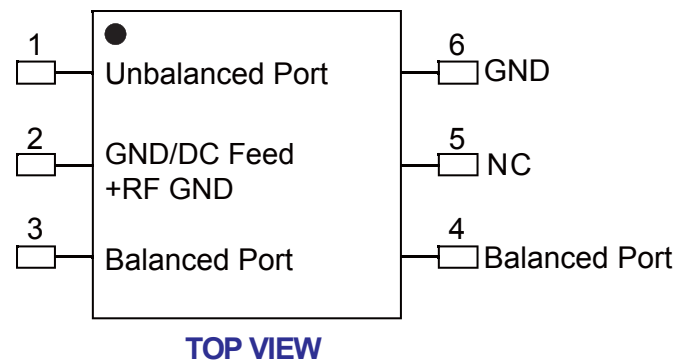
Features:

- 1000~1300 MHz
- 0.85mm Height Profile
- 50Ω to 2x50 Ω
- High CMRR
- Low Insertion Loss
- Input to Output DC Isolation
- Surface Mountable
- Tape & Reel
- Non-conductive Surface
- RoHS Compliant



Applications

- WiMAX
- GPS
- UWB
- Bluetooth
- Zigbee
- GSM



TOP VIEW

Electrical Specifications at 25° C

Parameter	Symbol	Min	Typ	Max	Unit
Frequency Range	F	1000		1300	MHz
Unbalanced Port Impedance			50		
Balanced Port Impedance			100		
Return Loss	RL		10		dB
Insertion Loss	IL		1	1.3	dB
Amplitude balance	Abal		0.3		dB
Phase balance	bal		2	4	deg
CMRR			32		dB

Yantel Corporation

Add : Floor 2, Building 2, Gaofa Technology Park, Longjing, Nanshan, Shenzhen, China

Tel : 86-755-8355-1886 Fax : 86-755-8355-2533

For detailed performance specs & shopping online see Yantel web site : www.yantel-corp.com

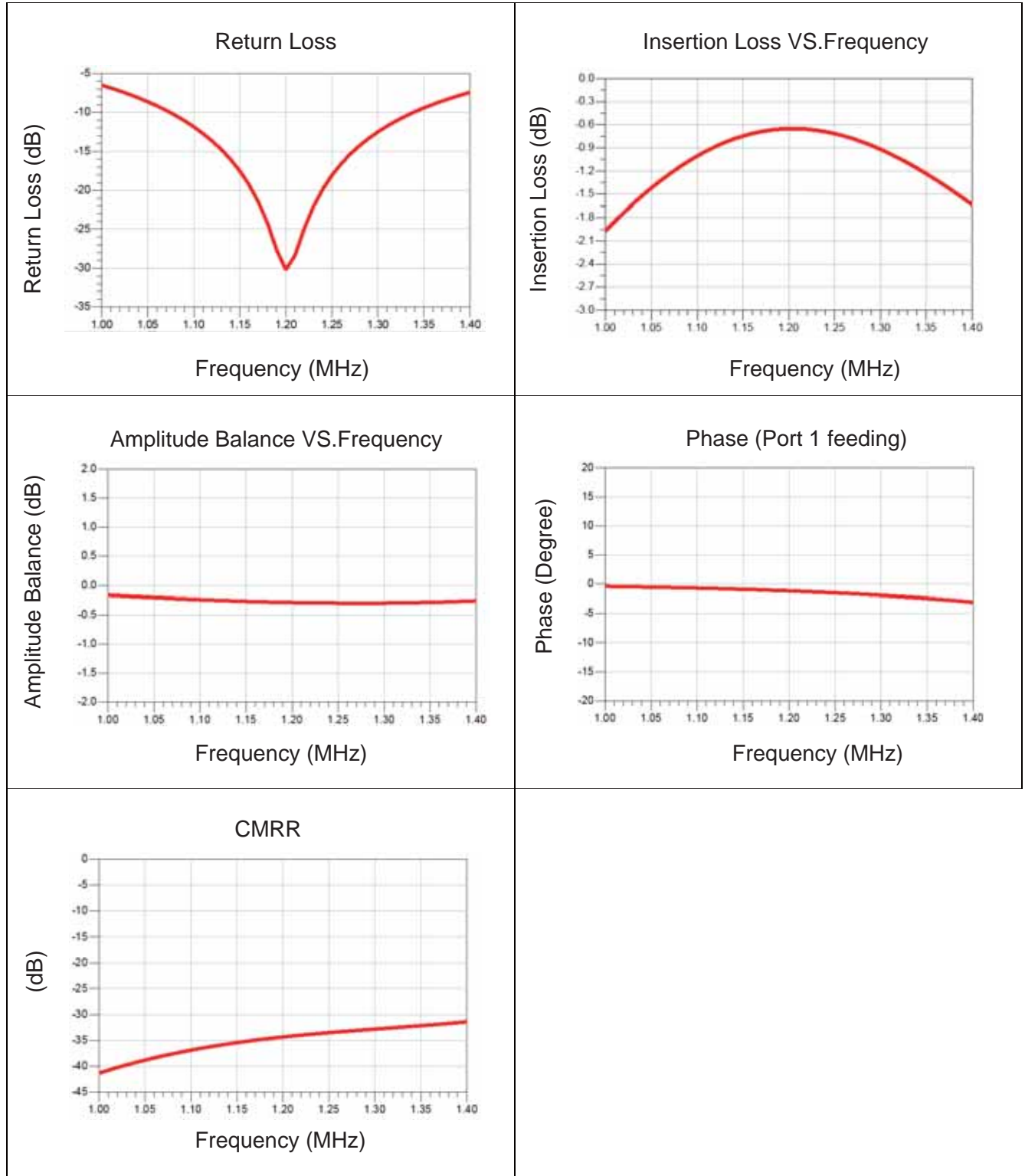
Preliminary Data Sheet

BD1200U510-1306

Ultra Low Profile 1306 Balun
50Ω to 100Ω Balanced



Typical Performance (25°C: 1000-1400 MHz)



Yantel Corporation

Add : Floor 2, Building 2, Gaofa Technology Park, Longjing, Nanshan, Shenzhen, China
 Tel : 86-755-8355-1886 Fax : 86-755-8355-2533
 For detailed performance specs & shopping online see Yantel web site : www.yantel-corp.com

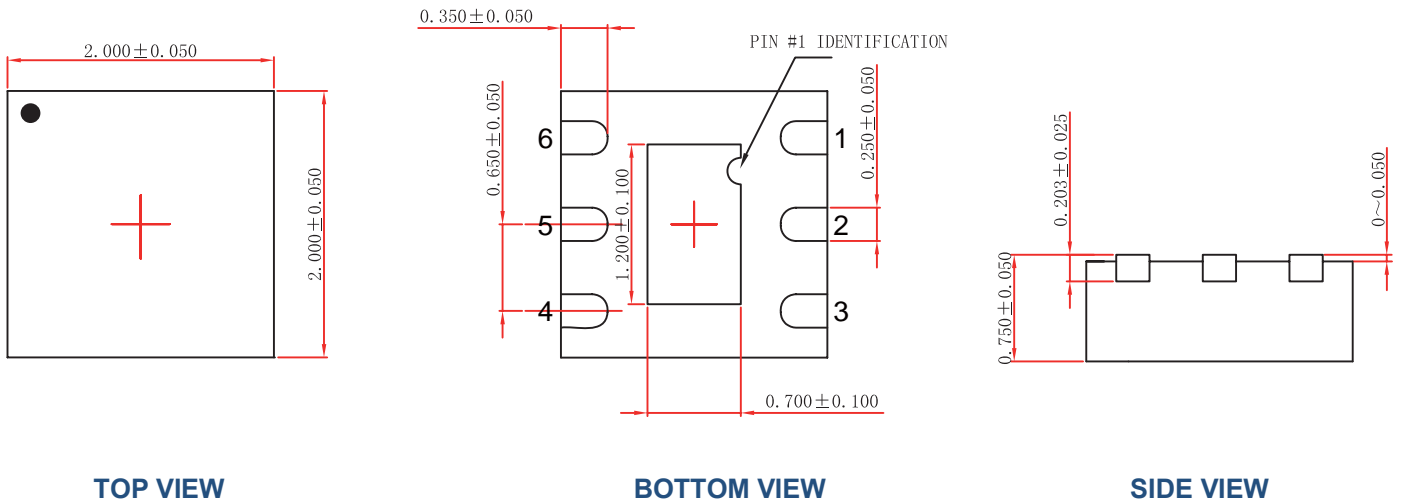
Preliminary Data Sheet

BD1200U510-1306

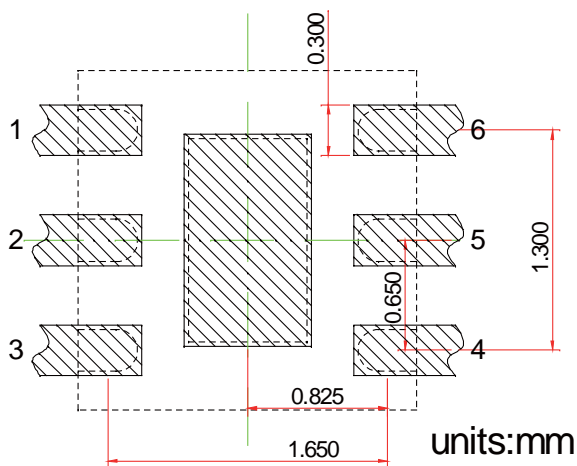
Ultra Low Profile 1306 Balun
50Ω to 100Ω Balanced



Outline Drawing



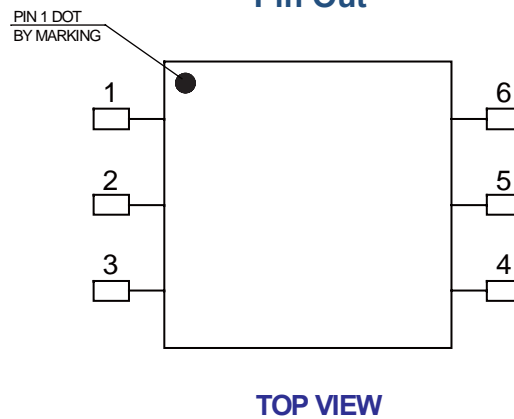
Land Pattern



Recommended Land Pattern Top View

Notes: All dimensions show in millimeters

Pin Out



Pin #	Connection
1	Unbalanced Port
2	GND/DC Feed+RF GND
3	Balanced Port
4	Balanced Port
5	NC
6	GND

Yantel Corporation

Add : Floor 2, Building 2, Gaofa Technology Park, Longjing, Nanshan, Shenzhen, China
Tel : 86-755-8355-1886 Fax : 86-755-8355-2533
For detailed performance specs & shopping online see Yantel web site : www.yantel-corp.com