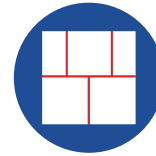


Preliminary Data Sheet

BD1200U520-1305

Ultra Low Profile 1305 Balun

50Ω to 200Ω Balanced




Yantel

Key Patents Lead Microwave Tech

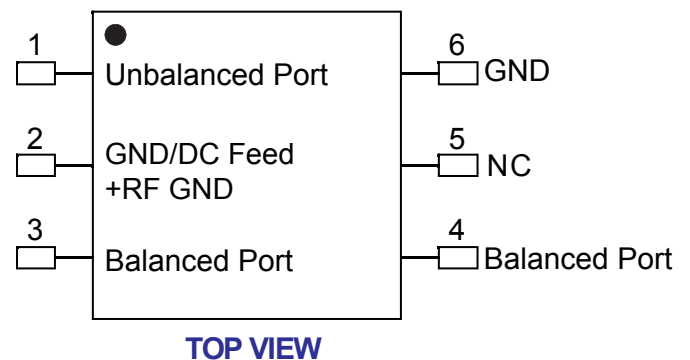
Features:

- 1100~1300 MHz
- 0.85mm Height Profile
- 50Ω to 2x100 Ω
- High CMRR
- Low Insertion Loss
- Input to Output DC Isolation
- Surface Mountable
- Tape & Reel
- Non-conductive Surface
- RoHS Compliant



Applications

- WiMAX
- GPS
- UWB
- Bluetooth
- Zigbee
- GSM



Electrical Specifications at 25° C

Parameter	Symbol	Min	Typ	Max	Unit
Frequency Range	F	1100		1300	MHz
Unbalanced Port Impedance			50		
Balanced Port Impedance			200		
Return Loss	RL		10		dB
Insertion Loss	IL		1.2	1.5	dB
Amplitude balance	Abal		0.3	0.5	dB
Phase balance	bal		3	5	deg
CMRR			35		dB

Yantel Corporation

Add : Floor 2, Building 2, Gaofa Technology Park, Longjing, Nanshan, Shenzhen, China

Tel : 86-755-8355-1886 Fax : 86-755-8355-2533

For detailed performance specs & shopping online see Yantel web site : www.yantel-corp.com

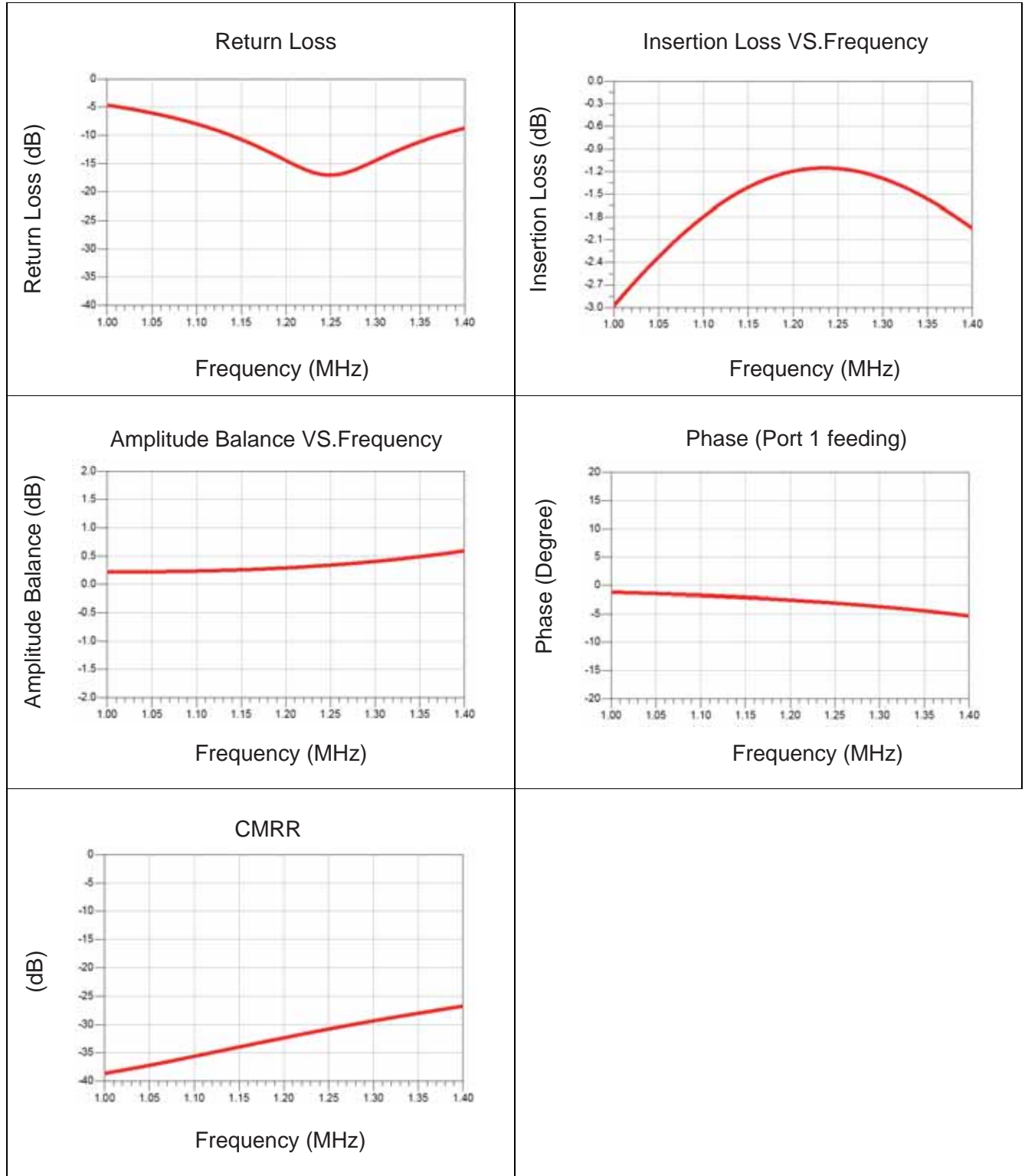
Preliminary Data Sheet

BD1200U520-1305

Ultra Low Profile 1305 Balun
50Ω to 200Ω Balanced



Typical Performance (25°C: 1000-1400 MHz)



Yantel Corporation

Add : Floor 2, Building 2, Gaofa Technology Park, Longjing, Nanshan, Shenzhen, China

Tel : 86-755-8355-1886 Fax : 86-755-8355-2533

For detailed performance specs & shopping online see Yantel web site : www.yantel-corp.com

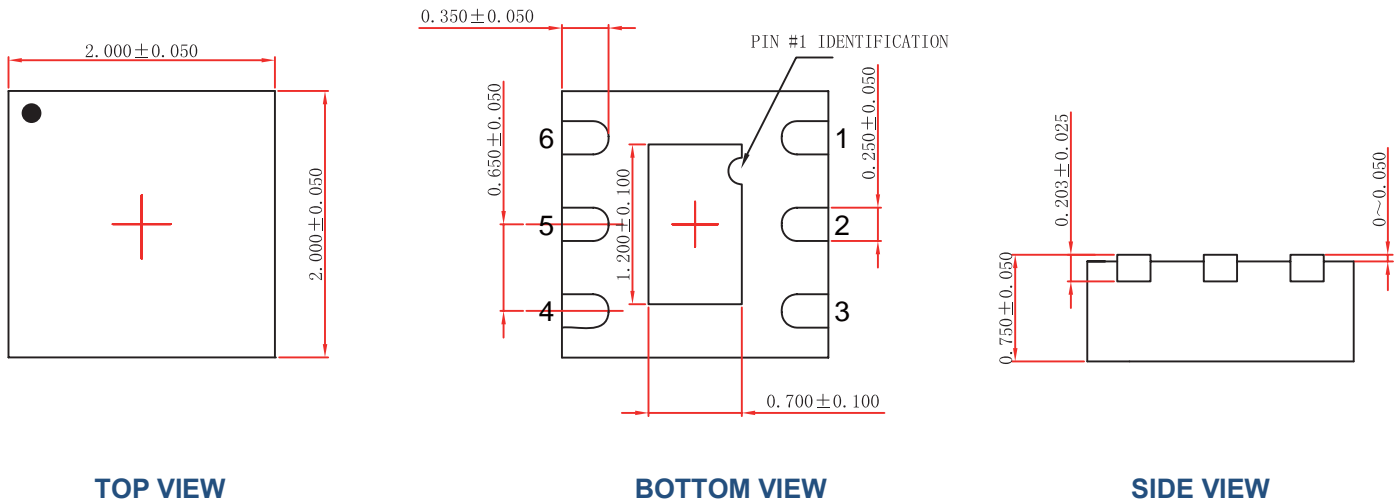
Preliminary Data Sheet

BD1200U520-1305

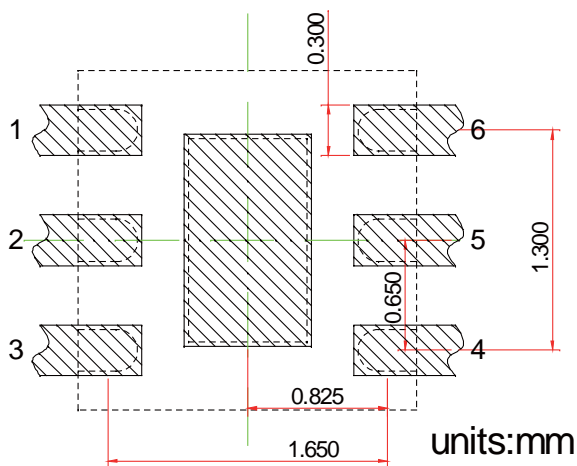
Ultra Low Profile 1305 Balun
50Ω to 200Ω Balanced



Outline Drawing



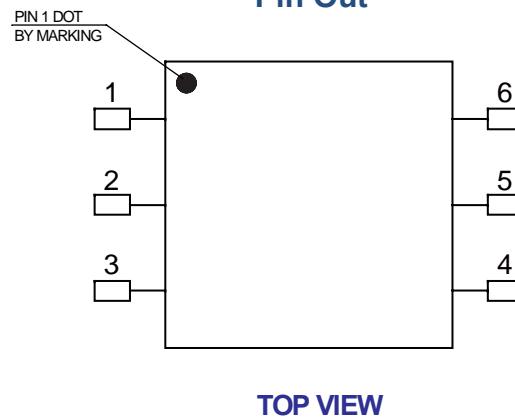
Land Pattern



Recommended Land Pattern Top View

Notes: All dimensions show in millimeters

Pin Out



Pin #	Connection
1	Unbalanced Port
2	GND/DC Feed+RF GND
3	Balanced Port
4	Balanced Port
5	NC
6	GND

Yantel Corporation

Add : Floor 2, Building 2, Gaofa Technology Park, Longjing, Nanshan, Shenzhen, China
Tel : 86-755-8355-1886 Fax : 86-755-8355-2533
For detailed performance specs & shopping online see Yantel web site : www.yantel-corp.com