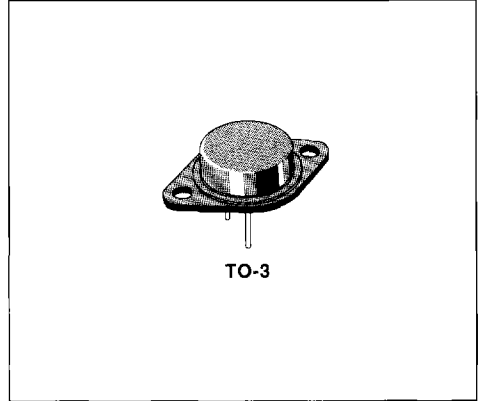


POWER DARLINGTONS

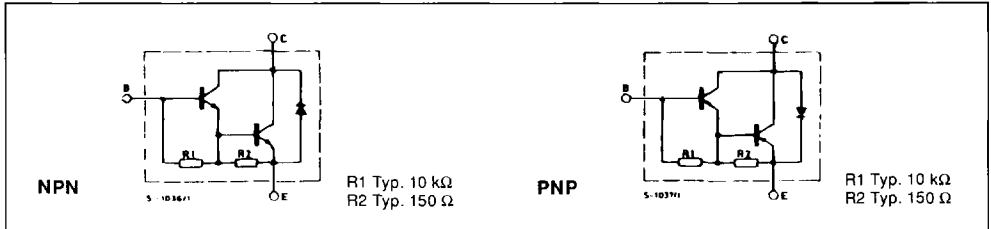
DESCRIPTION

The BDX87, BDX87A, BDX87B and BDX87C are silicon epitaxial-base NPN power transistors in monolithic Darlington configuration and are mounted in Jedec TO-3 metal case. They are intended for use in power linear and switching applications.

The complementary PNP types are the BDX88, BDX88A, BDX88B and BDX88C respectively.



INTERNAL SCHEMATIC DIAGRAMS



ABSOLUTE MAXIMUM RATINGS

Symbol	Parameter	NPN PNP*	Value				Unit
			BDX87 BDX88	BDX87A BDX88A	BDX87B BDX88B	BDX87C BDX88C	
V_{CB0}	Collector-base Voltage ($I_E = 0$)		45	60	80	100	V
V_{CE0}	Collector-emitter Voltage ($I_B = 0$)		45	60	80	100	V
V_{EB0}	Emitter-base Voltage ($I_C = 0$)		5				V
I_C	Collector Current		12				A
I_{CM}	Collector Peak Current (repetitive)		18				A
I_B	Base Current		0.2				A
P_{tot}	Total Power Dissipation at $T_{case} \leq 25^\circ C$		120				W
T_{stg}	Storage Temperature		- 65 to 200				$^\circ C$
T_j	Junction Temperature		200				$^\circ C$

* For PNP types voltage and current values are negative.

THERMAL DATA

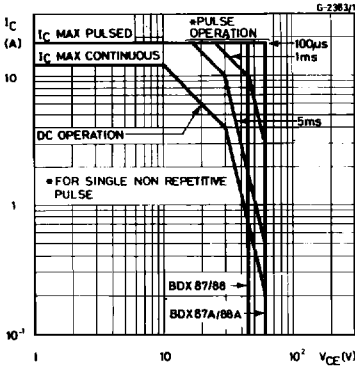
$R_{th(j-case)}$	Thermal Resistance Junction-case	Max	1.45	°C/W
------------------	----------------------------------	-----	------	------

ELECTRICAL CHARACTERISTICS ($T_{case} = 25\text{ °C}$ unless otherwise specified)

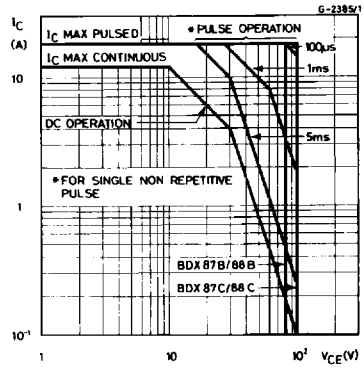
Symbol	Parameter	Test Conditions	Min.	Typ.	Max.	Unit
I_{CBO}	Collector Cutoff Current ($I_E = 0$)	for BDX87/8 $V_{CB} = 45\text{ V}$ for BDX87A/8A $V_{CB} = 60\text{ V}$ for BDX87B/8B $V_{CB} = 80\text{ V}$ for BDX87C/8C $V_{CB} = 100\text{ V}$ $T_{case} = 150\text{ °C}$ for BDX87/8 $V_{CB} = 45\text{ V}$ for BDX87A/8A $V_{CB} = 60\text{ V}$ for BDX87B/8B $V_{CB} = 80\text{ V}$ for BDX87C/8C $V_{CB} = 100\text{ V}$			500 500 500 500	μA μA μA μA 5 5 5 5 mA mA mA mA
I_{CEO}	Collector Cutoff Current ($I_B = 0$)	for BDX87/8 $V_{CE} = 22\text{ V}$ for BDX87A/8A $V_{CE} = 30\text{ V}$ for BDX87B/8B $V_{CE} = 40\text{ V}$ for BDX87C/8C $V_{CE} = 50\text{ V}$			1 1 1 1	mA mA mA mA
I_{EBO}	Emitter Cutoff Current ($I_C = 0$)	$V_{EB} = 5\text{ V}$			1	mA
$V_{CEO(sus)}^*$	Collector-emitter Sustaining Voltage ($I_B = 0$)	$I_C = 100\text{ mA}$	for BDX87/88 for BDX87A/88A for BDX87B/88B for BDX87C/88C	45 60 80 100		V V V V
$V_{CE(sat)}^*$	Collector-emitter Saturation Voltage	$I_C = 6\text{ A}$ $I_C = 12\text{ A}$	$I_B = 24\text{ mA}$ $I_B = 120\text{ mA}$		2 3	V V
$V_{BE(sat)}^*$	Base-emitter Saturation Voltage	$I_C = 12\text{ A}$	$I_B = 120\text{ mA}$		4	V
V_{BE}^*	Base-emitter Voltage	$I_C = 6\text{ A}$	$V_{CE} = 3\text{ V}$		2.8	V
h_{FE}^*	DC Current Gain	$I_C = 5\text{ A}$ $I_C = 6\text{ A}$ $I_C = 12\text{ A}$	$V_{CE} = 3\text{ V}$ $V_{CE} = 3\text{ V}$ $V_{CE} = 3\text{ V}$	1000 750 100		18000
V_F	Parallel-diode Forward Voltage	$I_F = 3\text{ A}$ $I_F = 8\text{ A}$			2.5	1.8 V V
h_{ie}	Small Signal Current Gain	$I_C = 5\text{ A}$ $f = 1\text{ MHz}$	$V_{CE} = 3\text{ V}$		25	

* Pulsed : pulse duration = 300 μs , duty cycle = 1.5%.
For PNP type voltage and current values are negative.

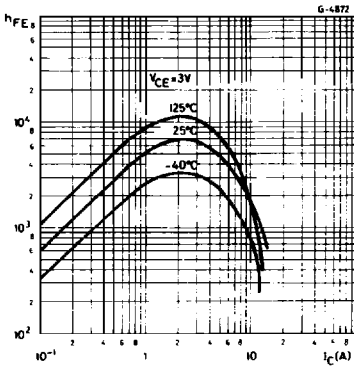
Safe Operating Areas (for **BDX87, BDX87A, BDX88, BDX88A**).



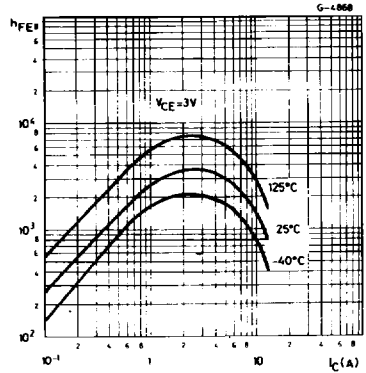
Safe Operating Areas (for **BDX87A, BDX87C, BDX88B, BDX88C**).



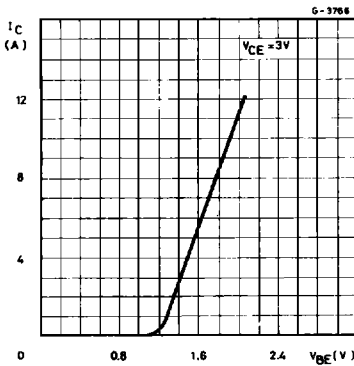
DC Current Gain (NPN types).



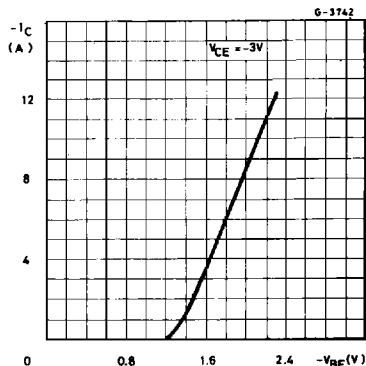
DC Current Gain (PNP types).



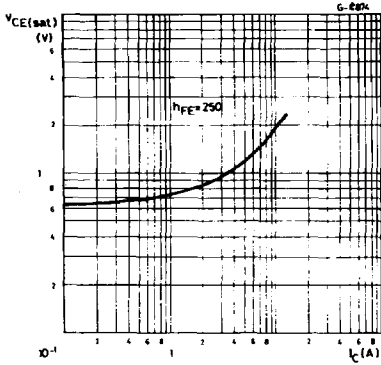
DC Transconductance (NPN types).



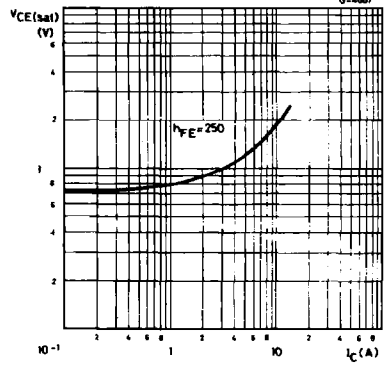
DC Transconductance (PNP types).



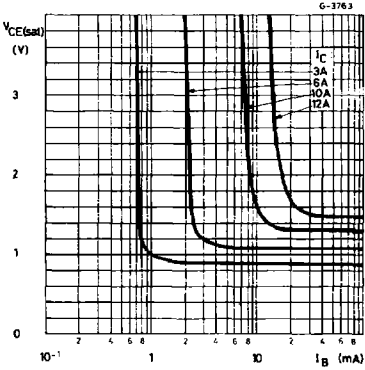
Collector-emitter Saturation Voltage (NPN types).



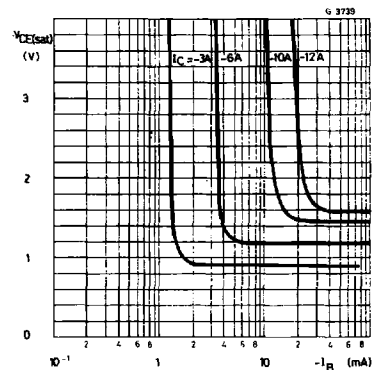
Collector-emitter Saturation Voltage (PNP types).



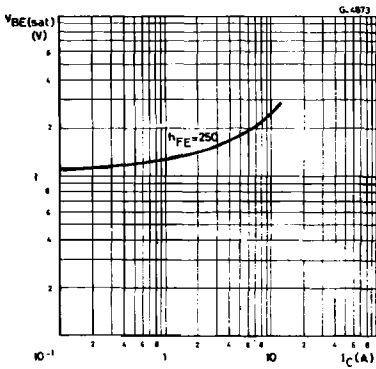
Collector-emitter Saturation Voltage (NPN types).



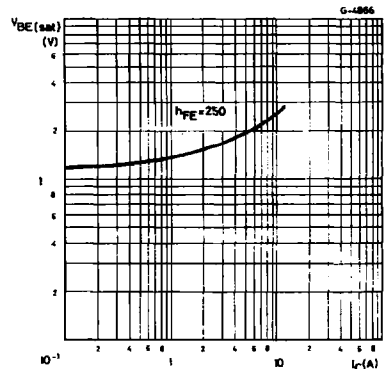
Collector-emitter Saturation Voltage (PNP types).



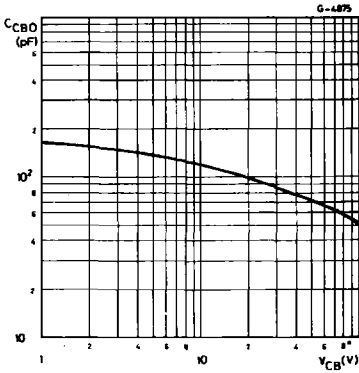
Base-emitter Saturation Voltage (NPN types).



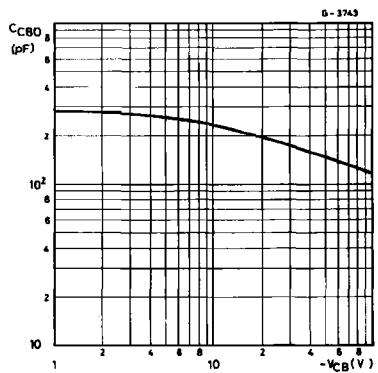
Base-emitter Saturation Voltage (PNP types).



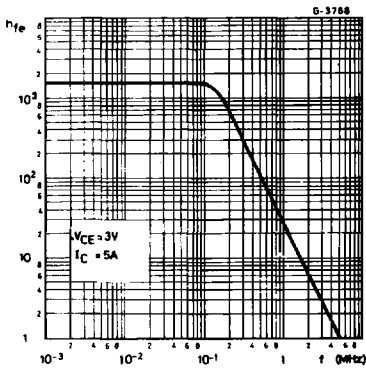
Collector-base Capacitance (NPN types).



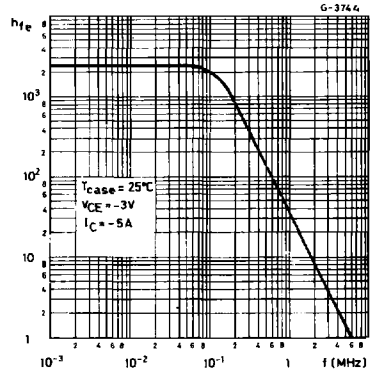
Collector-base Capacitance (PNP types).



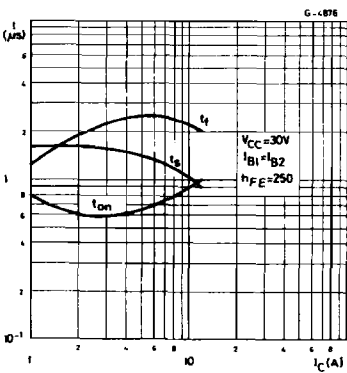
Small Signal Current Gain (NPN types).



Small Signal Current Gain (PNP types).



Saturated Switching Characteristics (NPN types).



Saturated Switching Characteristics (PNP types).

