



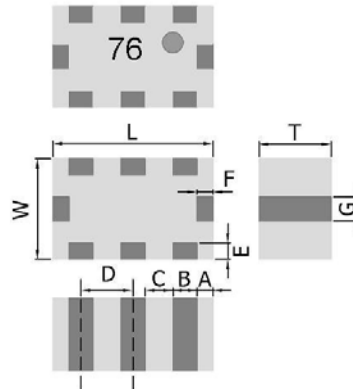
PRODUCT FEATURES

1. Surface mount balun filter with a small size of 2.0 X 1.2 X 1.1 mm, RoHS compliant.
2. Provide low insertion loss, high rejection rate and 2nd harmonic suppression.
3. Highly stable under temperature and humidity changes.
4. Superior performance in a compact size, DC bias option provided.

RF CHARACTERISTICS

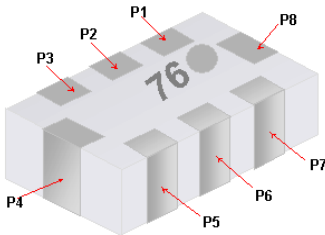
P/N BF2450E0805RT	Specification
Frequency range	2450 ± 50 MHz
Insertion Loss	2.8 dB max
VSWR	2.0 max
Impedance (Unbalanced)	50 Ω
Impedance (Balanced)	50 Ω
Phase Difference	180° ± 10°
Amplitude Difference	2.0 dB Max
Attenuation (min.)	30dB @ 880-960 MHz 30dB @ 1710-1880 MHz 20dB @ 1880-1990 MHz 30dB @ 4800-5000 MHz

PHYSICAL DIMENSIONS



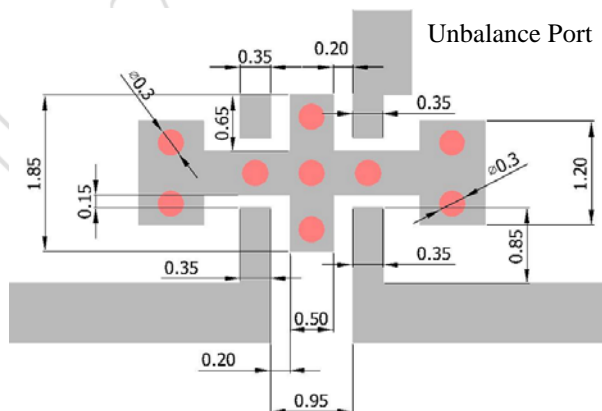
Symbol	Dimension (mm)
L	2.0 ± 0.15
W	1.25 ± 0.10
T	1.10 ± 0.10
A,E,F	0.20 ± 0.15
B	0.30 ± 0.10
C	0.35 ± 0.10
D	0.65 ± 0.10
G	0.55 ± 0.10

TERMINAL CONFIGURATION



PIN	Definition	PIN	Definition
P1	Unbalanced Port	P5	Balanced Port
P2	DC/GND	P6	GND
P3	NC	P7	Balanced Port
P4	GND	P8	GND

PCB DESIGN/LAYOUT CONSIDERATION

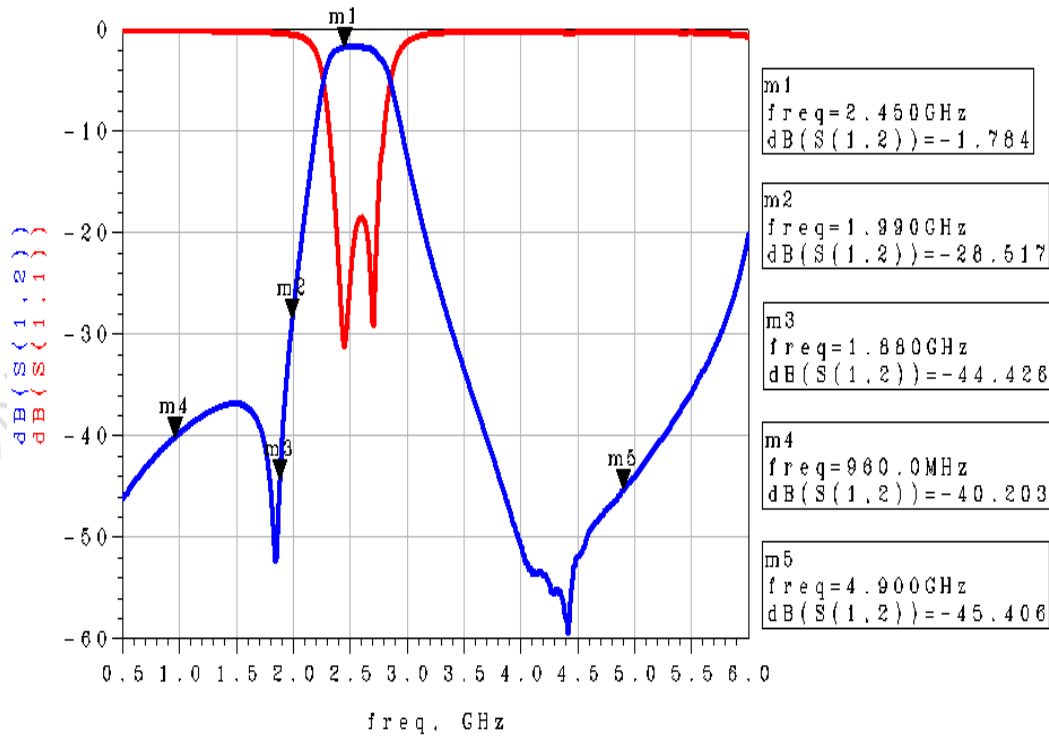


Note:

- Unit in mm
- Design trace width to be 50Ω impedance.



Typical RF Performance



Marker	freq.	phase(S(1,2))	phase(S(1,3))
m1	2.450 GHz	-177.019	
m2	2.450 GHz		7.181

