

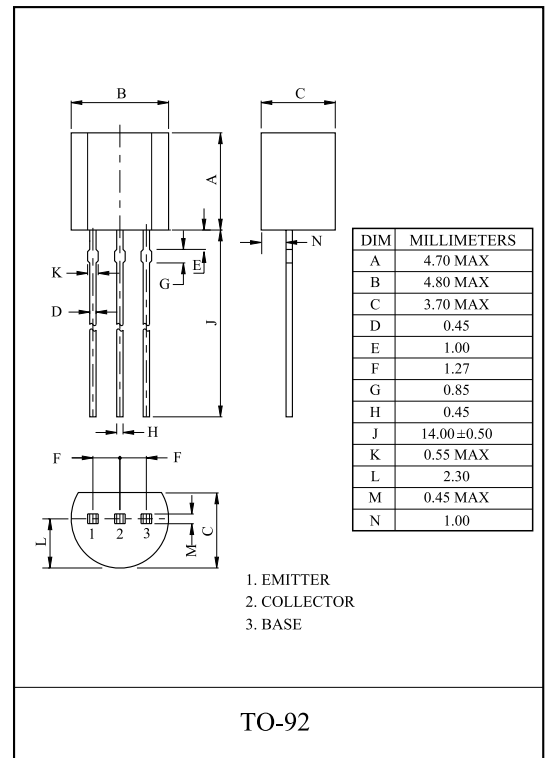
HIGH VOLTAGE SWITCHING AND AMPLIFIER APPLICATION.  
COLOR TV CHROMA OUTPUT APPLICATIONS.

### FEATURES

- High Voltage :  $V_{CEO} > -300V$
- Complementary to BF420.

### MAXIMUM RATING (Ta=25 )

CHARACTERISTIC		SYMBOL	RATING	UNIT
Collector-Base Voltage		$V_{CBO}$	-300	V
Collector-Emitter Voltage		$V_{CEO}$	-300	V
Emitter-Base Voltage		$V_{EBO}$	-5	V
Collector Current	DC	$I_C$	-50	mA
	Peak	$I_{CP}$	-100	
Collector Power Dissipation		$P_C$	625	mW
Base Current		$I_B$	-50	mA
Junction Temperature		$T_j$	150	
Storage Temperature Range		$T_{stg}$	-65 150	

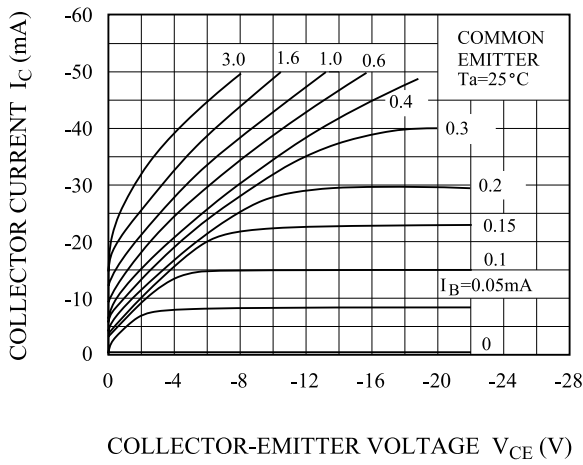


### ELECTRICAL CHARACTERISTICS (Ta=25 )

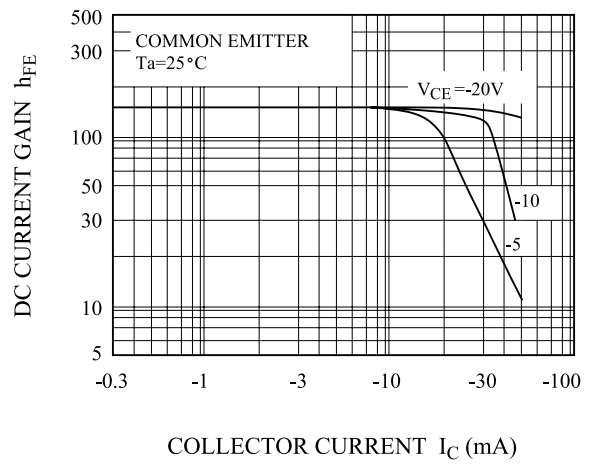
CHARACTERISTIC	SYMBOL	TEST CONDITION	MIN.	TYP.	MAX.	UNIT
Collector Cut-off Current	$I_{CBO}$	$V_{CB} = -200V, I_E = 0$	-	-	-10	nA
		$V_{CB} = -200V, I_E = 0, T_j = 150$	-	-	-10	$\mu A$
Emitter Cut-off Current	$I_{EBO}$	$V_{EB} = -5V, I_C = 0$	-	-	-50	nA
DC Current Gain	$h_{FE}$	$V_{CE} = -20V, I_C = -25mA$	50	-	300	-
Collector-Emitter Saturation Voltage	$V_{CE(sat)}$	$I_C = -30mA, I_B = -5mA$	-	-	-0.6	V
Base-Emitter Voltage	$V_{BE}$	$V_{CE} = -20V, I_C = -25mA$	-	-0.75	-	V
Transition Frequency	$f_T$	$V_{CE} = -10V, I_C = -10mA$	60	-	-	MHz
Reverse Transfer Capacitance	$C_{re}$	$V_{CB} = -30V, I_E = 0, f = 1MHz$	-	-	1.6	pF

# BF421

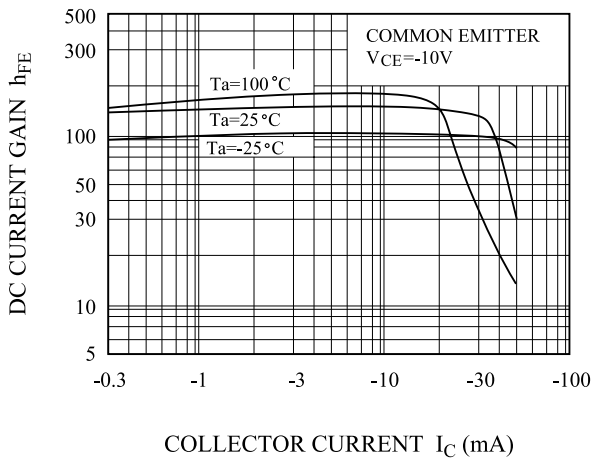
$I_C - V_{CE}$  (LOW VOLTAGE REGION)



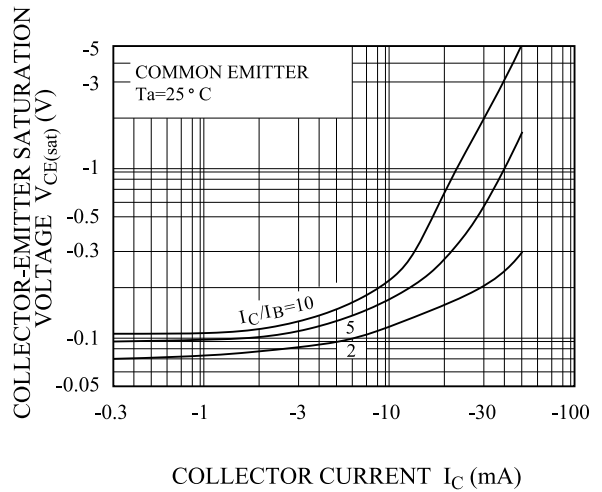
$h_{FE} - I_C$



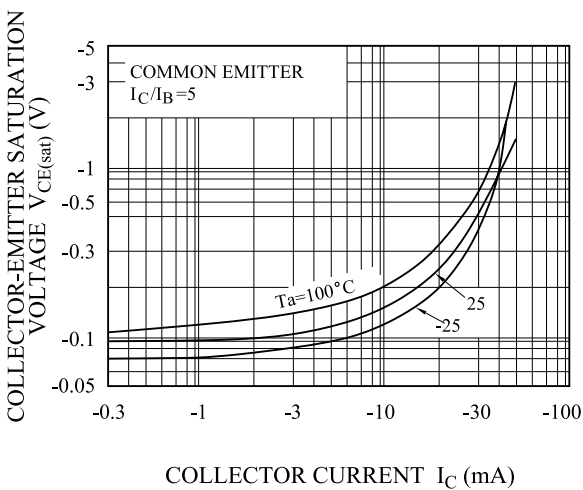
$h_{FE} - I_C$



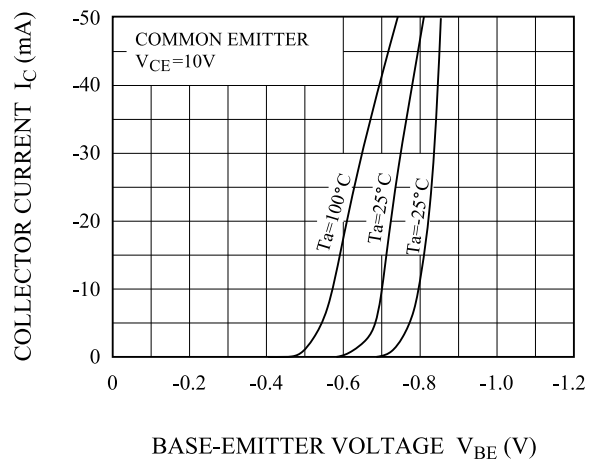
$V_{CE(sat)} - I_C$



$V_{CE(sat)} - I_C$



$I_C - V_{BE}$



# BF421

