


SAFETY MODULE - B05988

SAFEMASTER



SPECIFICATIONS	KEY FEATURES	CATEGORY 4
<p>CSA, CE, BG, US</p> <p>Input voltage (dual): 24V DC and 24V AC, 24V DC and 110V AC</p> <p>LED indicator for power supply auto K2, K3</p> <p>Safety Category 4 per DIN EN954-1</p> <p>Contact ratings: N.O. 5A, N.C. 2A @ 230V AC</p> <p>100mm wide</p>	<ul style="list-style-type: none"> • 3 or 6 N.O. safety contacts, 0 or 1 N.C. auxiliary contacts, 1 N.C. time delay • Emergency stop circuits, interlocks, rope pulls and monitor of safety gates and mats • 1 or 2 channel connections • Optional auto or manual actuation • Feedback inputs for external contactor monitoring • Short circuit & over voltage protection • Gold plated contacts rated 300ma @ 60V PLC • Achieves EC directive for machines 98/37/EG and EN 60204-1, DIN VDE 0113-1 	 <p>B05988 Series</p>

Part#	Safety Contacts	Aux. Contacts	N.O.	Input* Devices	List
B05988.47	3 N.O.	1 N.C.	1**	1 or 2	\$368
B05988.48	3 N.O.	1 N.C.	-	1 or 2	\$380
B05988.61	6 N.O.	-	-	1 or 2	\$380
B05988.62	6 N.O.	1 N.C.	1	1 or 2	\$380

* For safety category 4 or daisy chained input devices for category 3
 ** Indicates release delayed

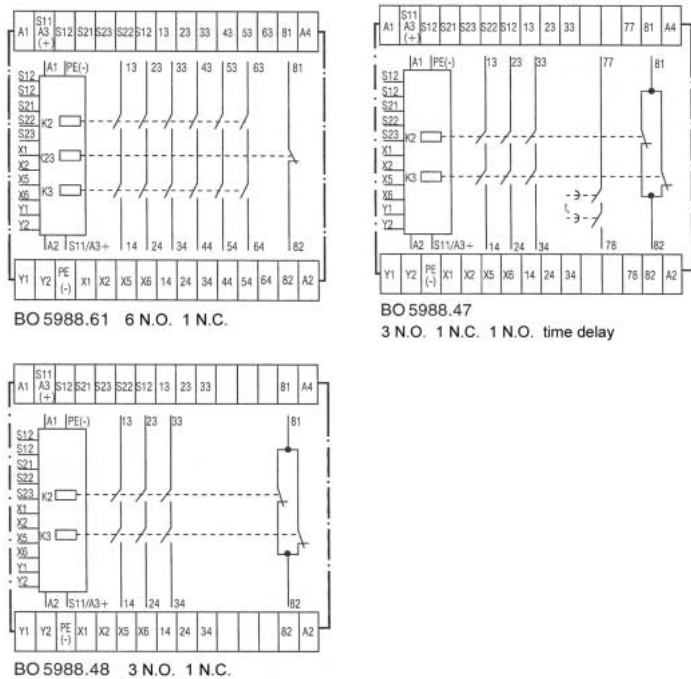
Voltage Code:

For 24V DC ONLY add suffix "N" to BH P/N
 For 24V AC add suffix "G" to BH P/N
 For 110V AC add suffix "A" to BI P/N

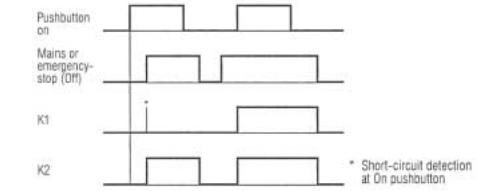
Example: For a 3 N.O. 1 N.C. 1 N.O. time delay @ 24V DC safety module, P/N will be B05988.47-N

Include a value of time for the time delay.

Circuit Diagrams



Function Diagram



Block Diagram

