



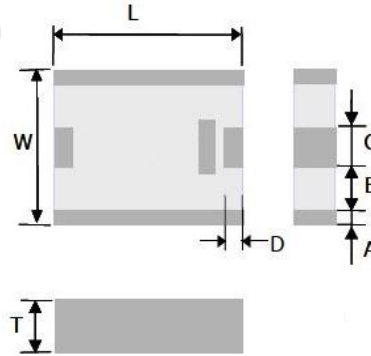
PRODUCT FEATURES

1. Surface mount band pass filter with a small size of 3.2 X 2.5 X 1.5 mm, RoHS compliant.
2. Provide low insertion loss and high rejection rate.
3. Highly stable under temperature and humidity changes.

RF CHARACTERISTICS

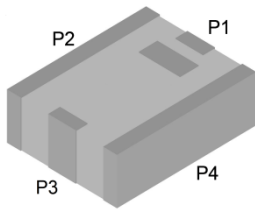
P/N BP2500A1310CT	Specification
Frequency range	2400 - 2500 MHz
Insertion Loss	1.8 dB max
VSWR	2.0 max
Impedance	50 Ω
Attenuation (min.)	30dB @ 900 MHz 30dB @ 1850 MHz 20dB @ 2100 MHz 30dB @ 4800 MHz
Operating temperature range	-40°C to +85°C

PHYSICAL DIMENSIONS



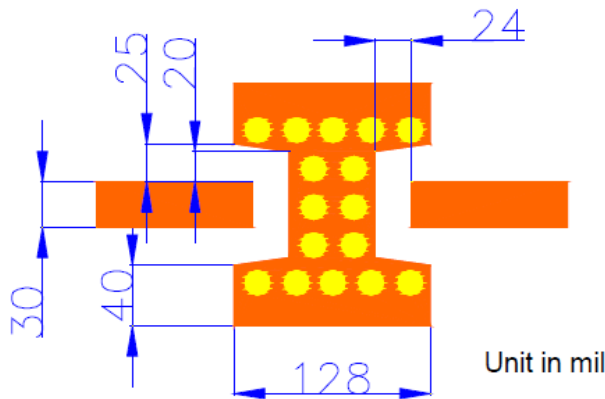
Symbol	Dimension (mm)
L	3.20 ± 0.20
W	2.50 ± 0.20
T	1.50 ± 0.10
A	0.40 ± 0.20
B	0.60 ± 0.20
C	0.70 ± 0.20
D	0.20 ± 0.15

TERMINAL CONFIGURATION



PIN	Definition
P1	Input/Output
P2	GND
P3	Output/Input
P4	GND

PCB DESIGN/LAYOUT CONSIDERATION



Note:

- Design trace width to be 50 Ω impedance.

Typical RF Performance

