

# Non-isolated AC/DC Converter

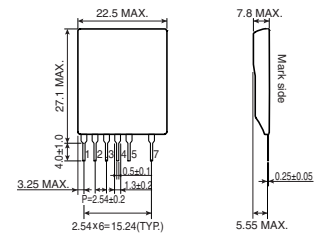
# BP5726-15

AC 220V input, 15V/800mA output

## Absolute Maximum Ratings

Parameter	Symbol	Limits	Unit	Conditions
7-pin input voltage	VD	800	V	
4-pin input voltage	VFB	24	V	
7-pin input Current	ID	400	mA	
Maximum power	Po	12	W	
Allowable maximum surface temperature	Tcmax	105	°C	Ambient temperature + module self-heating ≤ Tcmax
Operating temperature range	Topr	-25 to +80	°C	
Storage temperature range	Tstg	-40 to +105	°C	

## Dimensions (mm)



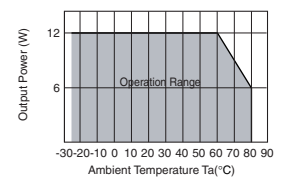
## Electrical Characteristics

(Unless otherwise noted, Vi=311V, rated load Ta=25°C)

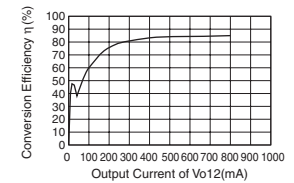
Parameter	Symbol	Min.	Typ.	Max.	Unit	Conditions
Output voltage	Vo	14.0	15.0	16.0	V	Io=800mA
Output current	Io	0	-	800	mA	Refer to derating curve
Line regulation	Vr	-	30	150	mV	Vi=240V to 390VDC Io=800mA
Load regulation	Vl	-	80	500	mV	Io=50mA to 800mA
Output ripple voltage	Vp	-	150	500	mVpp	*1
Power conversion efficiency1	η1	75	85	-	%	
Power conversion efficiency2	η2	35	49	-	%	Io=20mA

\*1: Pulse noise is not included.

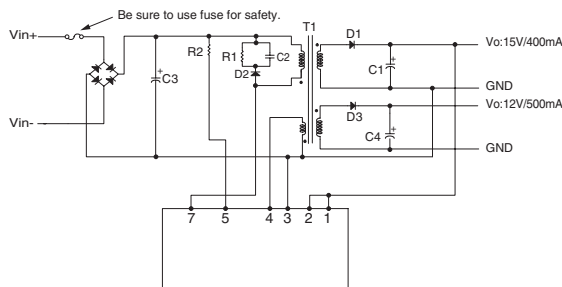
## Derating Curve



## Conversion Efficiency



## Sample Application Circuit

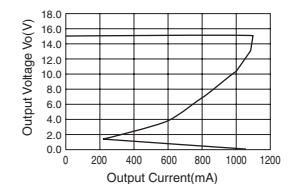


Pin No.	Name	Function
1	Vo	This is the output detection terminal.
2	Vo	This is the output detection terminal.
3	Vin(-)	This is the primary side input minus terminal.
4	VFB	Feedback terminal
5	Vs	This is the start terminal. Connect this via the external resistor (750Ω) to Vi (+).
7	VD	This is the built-in FET of drain terminal. The primary coil minus side of the external transformer, and the snubber circuit for noise reduction are connected to this.

## External Component Settings

C1, C4: Capacitor for output voltage smoothing	470μF/35V Low impedance for power supply Rated ripple current 1.4Arms or higher ESR 35mΩ or below
C2: For noise terminal voltage reduction	2200pF/1kV
C3: Capacitor for input voltage smoothing	33μF/450V General purpose one
D1, D3: Rectifier diode	90V/6A
D2: Rectifier diode	1kV/1A
R1: Resistor	100kΩ ±5% 3W Limiting element voltage 300V or higher
R2: Resistor	750kΩ ±5% 0.25W Limiting element voltage 600V or higher
T1: Switching transformer	Custom one

## Load Regulation



# Power Module Usage Precautions

## Safety Precautions

- 1) The products are designed and manufactured for use in ordinary electronic equipment (i.e. AV/OA/telecommunication/amusement equipment, home appliances). Please consult with the Company's (ROHM) sales staff if intended for use in devices requiring high reliability (e.g. medical/transport/aircraft/spacecraft equipment, nuclear power/fuel controllers, automotive/safety devices) and whose malfunction may result in injury or death. In this case, failsafe measures must be taken, including the following:
  - [a] Installation of protection circuits in order to improve system safety
  - [b] Incorporation of redundant circuits in the case of single-circuit failure
- 2) The products are designed for use under normal conditions. Application in special environments can cause a deterioration in product performance. Therefore, verification and confirmation of product performance, prior to use, is recommended. The following environments are considered to be 'special':
  - [a] Outdoors, exposed to direct sunlight or dust
  - [b] In contact with liquids, such as water, oils, chemicals, or organic solvents
  - [c] In areas where exposure to the sea air or corrosive gases (i.e. Cl<sub>2</sub>, H<sub>2</sub>S, NH<sub>3</sub>, SO<sub>2</sub>, NO<sub>2</sub>) can occur
  - [d] In places where the products may be in contact with static electricity or electromagnetic waves
  - [e] In proximity to heat-producing items, plastic cords, or flammable materials
  - [f] In contact with sealing or coating products, such as resin
  - [g] In contact with unclean solder or exposed to water or water-soluble cleaning agents used after soldering
  - [h] In areas where dew condensation occurs
- 3) The products are not designed to be radiation resistant
- 4) The Company is not responsible for any problems resulting from use of the products under conditions not recommended herein.
- 5) The Company should be notified of any product safety issues. Moreover, product safety issues should be periodically monitored by the customer.

## Application Notes

- 1) A sufficient margin must be allowed if changes are made to the peripheral circuit due to variations in the inherent tolerances of the external components as well as transient and static characteristics. In addition, please be aware that the Company has not conducted investigations on whether or not particular changes in the example application circuits would result in patent infringement.
- 2) The application examples, their constants, and other types of information contained herein are applicable only when the products are used in accordance with standard methods. Therefore, if mass production is intended, sufficient consideration to external conditions must be made.

## Notes Regarding Industrial Property

- 1) The specifications included herein contain information related to the Company's industrial property. Their use other than pertaining to the relevant products is forbidden. Duplication and/or disclosure to a third party without express written permission is strictly prohibited.
- 2) Product information and data, including application examples, contained in the specifications are for reference purposes only; the Company does not guarantee the industrial/intellectual property rights or any other rights of a third party. Accordingly, the Company shall not bear responsibility for:
  - [a] Infringement of the intellectual property rights of a third party
  - [b] Problems arising from the use of the products listed herein
- 3) The Company prohibits the purchaser from exercising or using the intellectual/industrial property rights or any rights belonging to or are controlled by the Company, other than the right to use, sell, or dispose of the products.

### Notes

- No technical content pages of this document may be reproduced in any form or transmitted by any means without prior permission of ROHM CO.,LTD.
- The contents described herein are subject to change without notice. The specifications for the product described in this document are for reference only. Upon actual use, therefore, please request that specifications to be separately delivered.
- Application circuit diagrams and circuit constants contained herein are shown as examples of standard use and operation. Please pay careful attention to the peripheral conditions when designing circuits and deciding upon circuit constants in the set.
- Any data, including, but not limited to application circuit diagrams information, described herein are intended only as illustrations of such devices and not as the specifications for such devices. ROHM CO.,LTD. disclaims any warranty that any use of such devices shall be free from infringement of any third party's intellectual property rights or other proprietary rights, and further, assumes no liability of whatsoever nature in the event of any such infringement, or arising from or connected with or related to the use of such devices.
- Upon the sale of any such devices, other than for buyer's right to use such devices itself, resell or otherwise dispose of the same, no express or implied right or license to practice or commercially exploit any intellectual property rights or other proprietary rights owned or controlled by
- ROHM CO., LTD. is granted to any such buyer.
- Products listed in this document are no antiradiation design.

The products listed in this document are designed to be used with ordinary electronic equipment or devices (such as audio visual equipment, office-automation equipment, communications devices, electrical appliances and electronic toys).

Should you intend to use these products with equipment or devices which require an extremely high level of reliability and the malfunction of which would directly endanger human life (such as medical instruments, transportation equipment, aerospace machinery, nuclear-reactor controllers, fuel controllers and other safety devices), please be sure to consult with our sales representative in advance.

#### About Export Control Order in Japan

Products described herein are the objects of controlled goods in Annex 1 (Item 16) of Export Trade Control Order in Japan.

In case of export from Japan, please confirm if it applies to "objective" criteria or an "informed" (by MITI clause) on the basis of "catch all controls for Non-Proliferation of Weapons of Mass Destruction.