

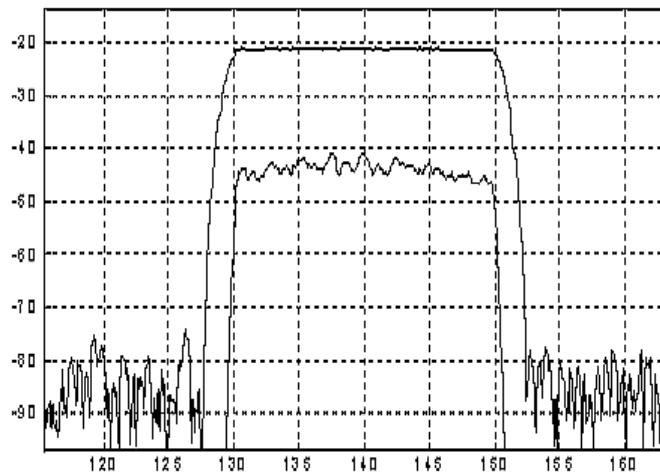
140 MHz Bandpass SAW Filter

20 MHz Bandwidth

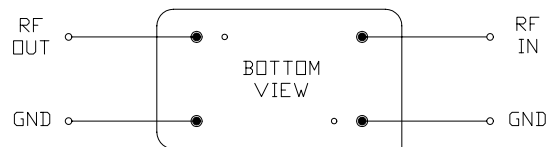
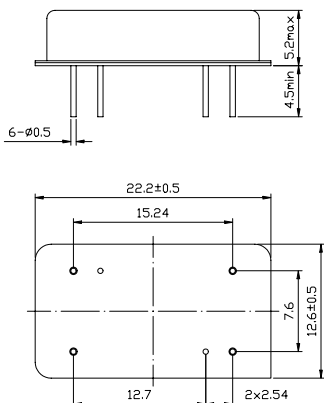
BP62120

Specifications					
Parameter	Sym	Minimum	Typical	Maximum	Unit
Center Frequency at 25°C	fc	139.85	140	140.15	MHz
Insertion Loss at fc	IL	-	21.0	25.0	dB
1 dB Bandwidth	BW ₁	19.4	19.7	-	MHz
3 dB Bandwidth	BW ₃	20.0	20.6	-	MHz
40dB Bandwidth	BW ₄₀	-	24.0	25.0	MHz
50dB Bandwidth	BW ₅₀	-	24.35	-	
Passband Variation	-	-	0.5	0.7	dB
Phase Linearity	-	-	3.0	5.0	Degree
Group Delay Variation	-	-	40	80	nsec
Absolute Delay	-	-	1.25	2	μsec
Ultimate Rejection	-	50	60	-	dB
Substrate Material	-	-	128-LiNbO ₃	-	-
Ambient Temperature	Ta	-	25	-	°C
Operating Temperature Range	To	-40	-	85	°C

Typical Performance



Package Outline **Matching Configuration**



No Matching Required
Nominal Source/Load Impedance : 50 Ω