

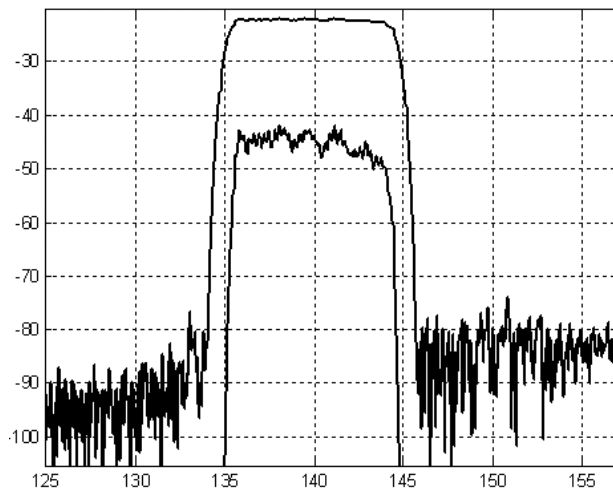
# 140 MHz Bandpass SAW Filter

9 MHz Bandwidth

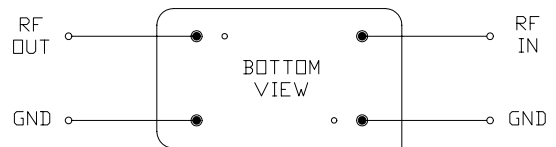
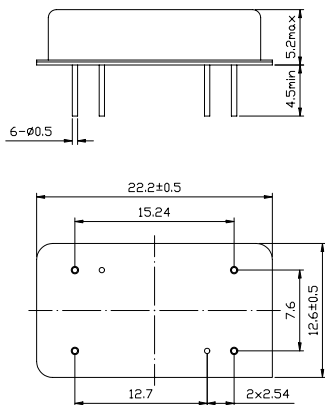
## BP62180

Electrical Characteristics					
Parameter	Sym	Minimum	Typical	Maximum	Unit
Center Frequency at 25°C	fc	139.8	140	140.2	MHz
Insertion Loss at fc	IL	-	21.5	25.0	dB
1dB Bandwidth	BW <sub>1</sub>	8.5	8.9	-	MHz
3 dB Bandwidth	BW <sub>3</sub>	9.0	9.4	-	MHz
40dB Bandwidth	BW <sub>40</sub>	-	11.2	11.5	MHz
50dB Bandwidth	BW <sub>50</sub>	-	11.5	12.0	MHz
Passband Variation	-	-	0.45	0.7	dB
Phase Linearity	-	-	3	5	Degree
Group Delay Variation	-	-	30	150	nsec
Absolute Delay	-	-	1.77	2.0	μsec
Ultimate Rejection	-	50	60	-	dB
Substrate Material	-	-	YZ-LiNbO <sub>3</sub>	-	-
Ambient Temperature	Ta	-	25	-	°C

### Typical Performance



### Package Outline      Matching Configuration



No Matching Required  
Nominal Source/Load Impedance : 50 Ω