



Single Phase Bridge Rectifier

Features

- Low cost
- This series is UL recognized under component Index, file number E127707
- Ideal for printed circuit board
- High forward surge current capability
- High isolation voltage from case to leads
- High temperature soldering guaranteed:
260°C/10 seconds, 0.375" (9.5mm) lead length
- RoHS and REACH Compliance

Mechanical Data

Case:	Molded plastic body
Polarity	Polarity symbols marked on case
Terminals:	Plated Leads solderable per MIL-STD-202E method 208C
Mounting torque	Max
Mounting position:	Thru hole for #6 screw, 5 in, -lbs.
Weight:	0.20 ounce, 5.62 gram

Maximum Ratings ($T_{Ambient}=25^{\circ}\text{C}$ unless noted otherwise)

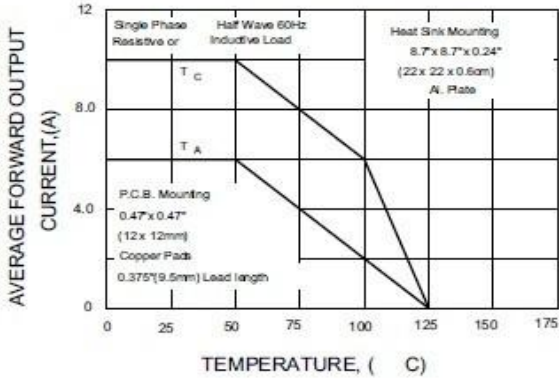
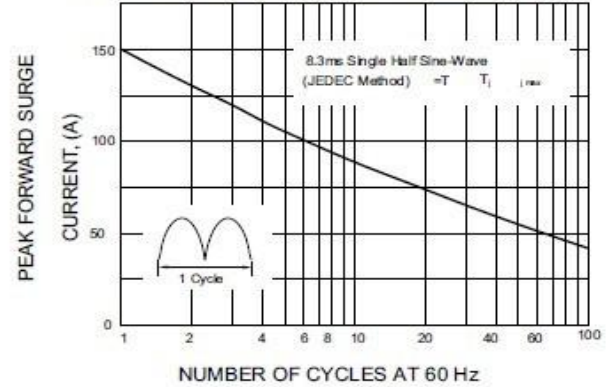
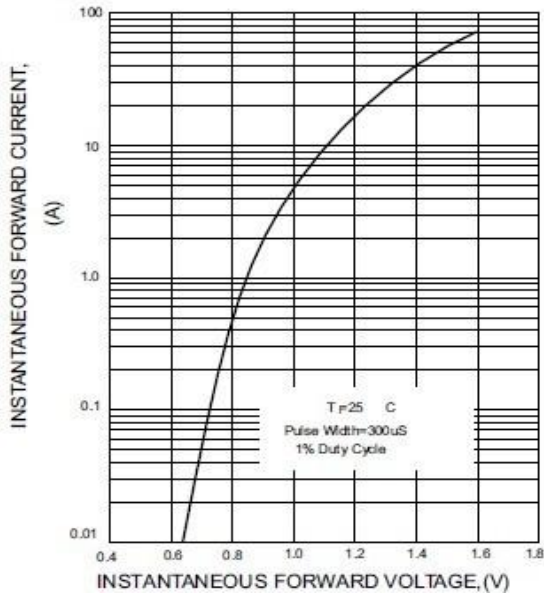
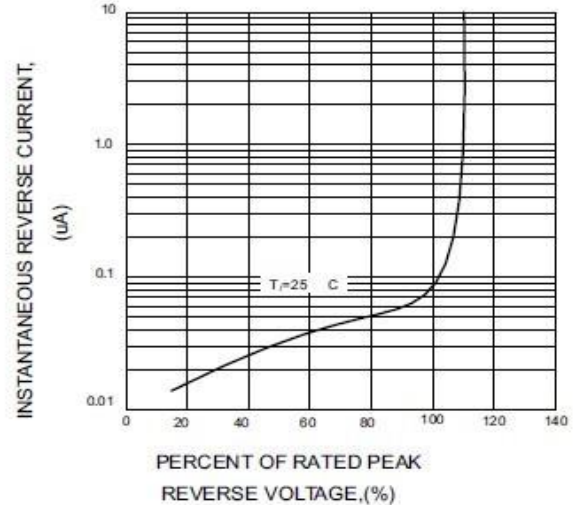
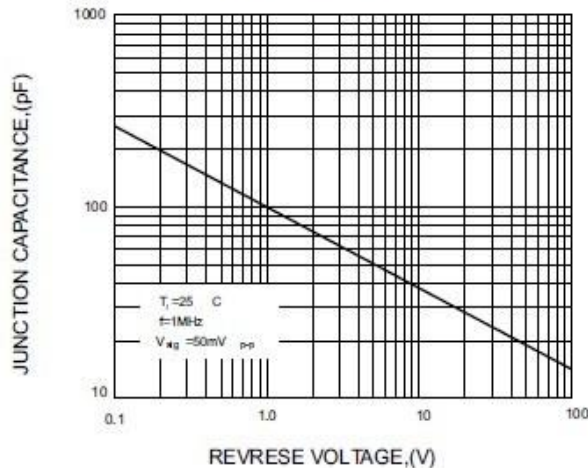
Symbol	Description	BR1005	BR101	BR102	BR104	BR106	BR108	BR1010	Unit	Conditions
VRRM	Max Recurrent Peak Reverse Voltage	50	100	200	400	600	800	1000	V	
VRMS	Max RMS Voltage	35	70	140	280	420	560	700	V	
VDC	Max DC Blocking Voltage	50	100	200	400	600	800	1000	V	
I(AV)	Max Average Forward Rectified Current	10 / 6.0 / 6.0							A	@Tc=55°C (Note 1) Tc=100°C TA=50°C (Note 2)
IFSM	Peak Forward Surge Current	150							A	8.3ms single half sine-wave (JEDEC method)
TJ,TSTG	Operating and Storage Temperature Range	-55 to +125 / -55 to +150							°C	
I2t	Rating for Fusing	93							A2s	T<8.3mS

Electrical Characteristics ($T_{Ambient}=25^{\circ}\text{C}$ unless noted otherwise)

Symbol	Description	BR1005	BR101	BR102	BR104	BR106	BR108	BR1010	Unit	Conditions
V_F	Max Instantaneous Forward Voltage	1.1							V	Drop per Bridge element 5.0A
I_R	Max DC Reverse Current at Rated DC Blocking Voltage	10							μA	TA=25°C
		1.0								Tc=100°C
R_{θ-Ja}	Typical Thermal Resistance	6.0							°C/W	Note 1

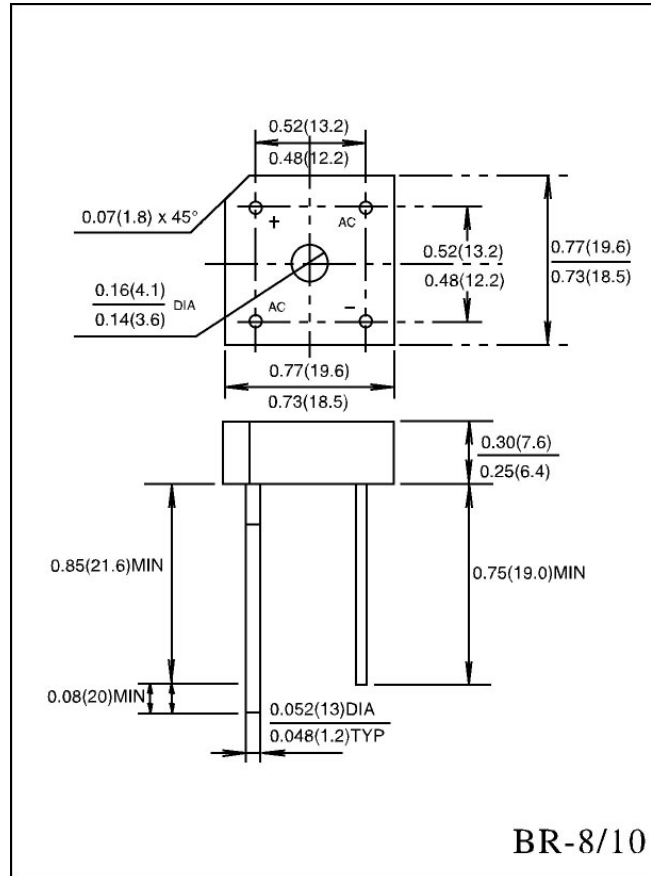
Note:

1. Unit mounted on 8.7" x 8.7" x 0.24" thick (22 X 22 X 0.6cm) Al Plate
2. Unit mounted on P.C.Borad 0.375" (9.5mm) lead length with 0.47" X 0.47" (12 X 12mm) copper pads.

BR1005 ~ BR1010
RATINGS AND CHARACTERISTIC CURVES BR1005 ~ BR1010
**FIG.1-DERATING CURVE FOR
OUTPUT RECTIFIED CURRENT**

**FIG.2-MAXIMUM NON-REPETITIVE PEAK
FORWARD SURGE CURRENT PER ELEMENT**

**FIG.3-TYPICAL FORWARD CHARACTERISTICS
PER BRIDGE ELEMENT**

**FIG.4-TYPICAL REVERSE CHARACTERISTICS
PER BRIDGE ELEMENT**

**FIG.5-TYPICAL JUNCTION CAPACITANCE
PER BRIDGE ELEMENT**


BR1005 ~ BR1010

Dimensions in inches (mm)



Contact us:

US HEADQUARTERS

MEI SEMI INC.

2902 Corvin Drive, Santa Clara, CA95051, USA

Tel: 1-408-733-0808 Fax: 1-408-733-2828