

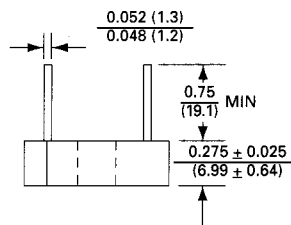
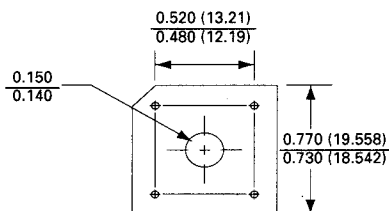
BR10 ...BR1010

10A SINGLE - PHASE SILICON BRIDGE

Features

- Surge overload rating - 200 amperes peak
- Low forward voltage drop
- Small size; simple installation
- Silver Plated Copper leads
- Mounting Position: Any
- Ceramic case

VOLTAGE RANGE
50 to 1000 Volts PRV
CURRENT
10 Amperes



Polarity shown on side of case;
positive lead by beveled corner.

Dimensions in inches and (millimeters)

MAXIMUM RATINGS AND ELECTRICAL CHARACTERISTICS

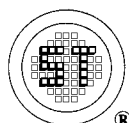
Rating at 25 °C ambient temperature unless otherwise specified.

For capacitive load, derate current by 20%.

	BR1005	BR101	BR102	BR104	BR106	BR108	BR1010	UNITS	
Maximum Recurrent Peak Reverse Voltage	50	100	200	400	600	800	1000	V	
Max RMS Bridge Input Voltage	35	70	140	280	420	560	700	V	
Maximum Average Forward Rectified Output Current at a	10.0 6.0 6.0							A	
$T_C = 50\text{ }^\circ\text{C}$								A	
$T_C = 100\text{ }^\circ\text{C}^*$ $T_A = 50\text{ }^\circ\text{C}^{**}$								A	
Peak Forward Surge Current, 8.3 ms single half sine-wave superimposed on rated load	200							A	
Maximum Forward Voltage Drop per element at 5.0A Peak	1.1							V	
Maximum Reverse Current at Rated DC Blocking Voltage per element	10.0 1.0							$T_A = 25\text{ }^\circ\text{C}$ $T_A = 100\text{ }^\circ\text{C}$	μA mA
Operating Temperature Range T_C								-55 to + 125	
Storage Temperature Range T_A	-55 to + 150							$^\circ\text{C}$	

NOTES: * Unit mounted on metal chassis

** Unit mounted on P.C. board



SEMTECH ELECTRONICS LTD.

(wholly owned subsidiary of HONEY TECHNOLOGY LTD.)

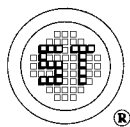
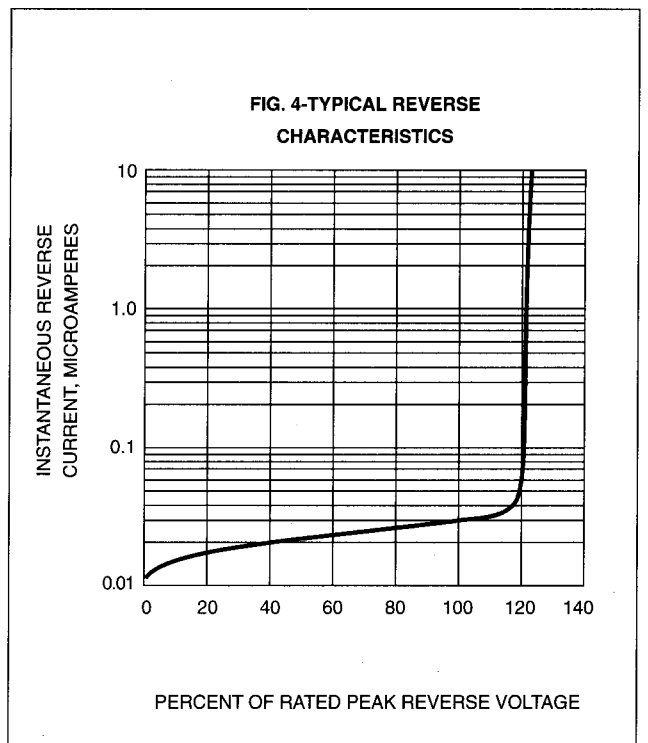
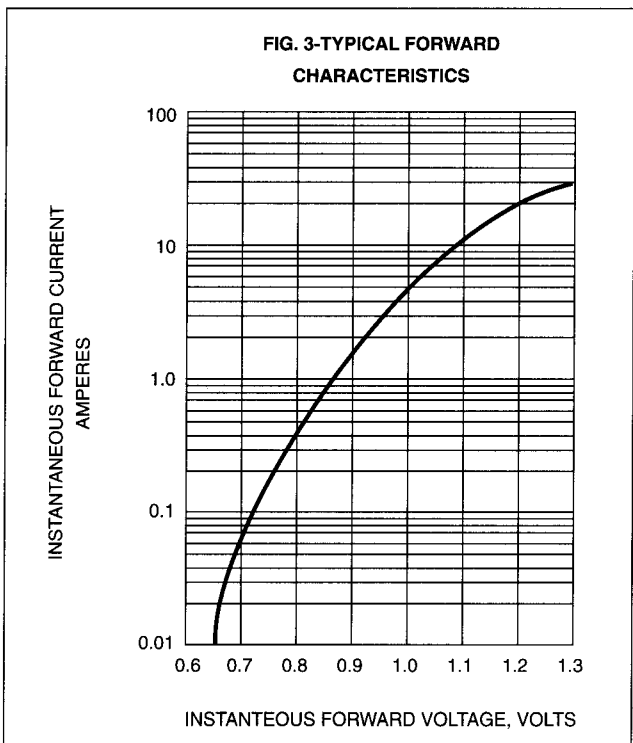
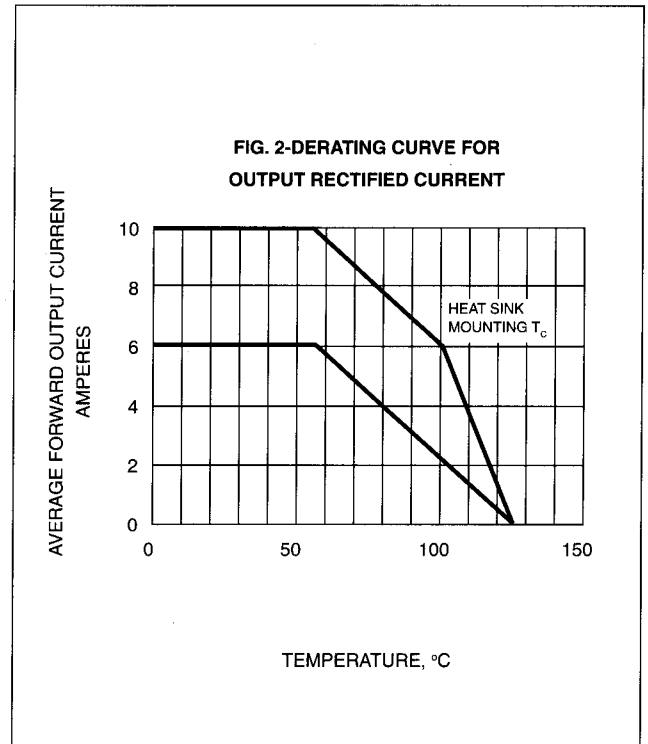
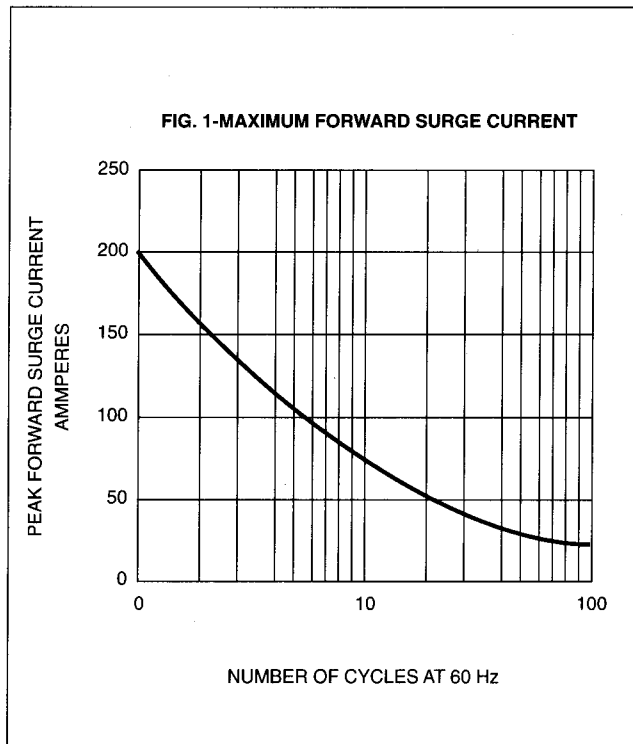


BR10 ...BR1010

10A SINGLE - PHASE SILICON BRIDGE

RATING AND CHARACTERISTICS CURVES

BR10 SERIES



SEMTECH ELECTRONICS LTD.

(wholly owned subsidiary of HONEY TECHNOLOGY LTD.)

