

2SC388ATM(BR3DG388ATMK)

Rev.C Feb.-2015

描述 / Descriptions

TO-92 塑封封装 NPN 半导体三极管。Silicon NPN transistor in a TO-92 Plastic Package.

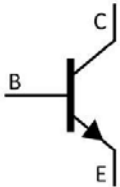
特征 / Features

高增益: $G_{pe}=33\text{dB}$ (典型值)($f=45\text{MHz}$), h_{FE} 线性好。
High gain: $G_{pe}=33\text{dB(Typ)}$ ($f=45\text{MHz}$), good linearity of h_{FE} .

用途 / Applications

用于电视末级图象中放。
TV final picture IF amplifier applications.

内部等效电路 / Equivalent Circuit



引脚排列 / Pinning



PIN 1 : Base PIN 2 : Collector PIN 3 : Emitter

放大及印章代码 / hFE Classifications & Marking

见印章说明。 See Marking Instructions.

极限参数 / Absolute Maximum Ratings(Ta=25°C)

参数 Parameter	符号 Symbol	数值 Rating	单位 Unit
Collector to Base Voltage	V_{CBO}	30	V
Collector to Emitter Voltage	V_{CEO}	25	V
Emitter to Base Voltage	V_{EBO}	4.0	V
Collector Current - Continuous	I_C	50	mA
Emitter Current - Continuous	I_E	-50	mA
Collector Power Dissipation	P_C	300	mW
Junction Temperature	T_j	150	°C
Storage Temperature Range	T_{stg}	-55~150	°C

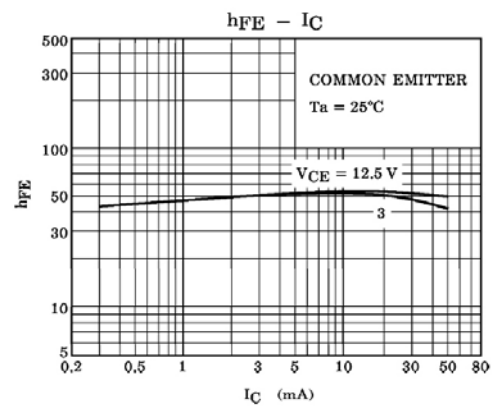
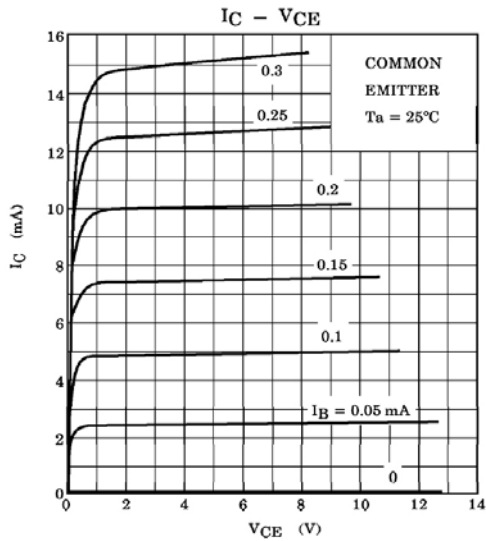
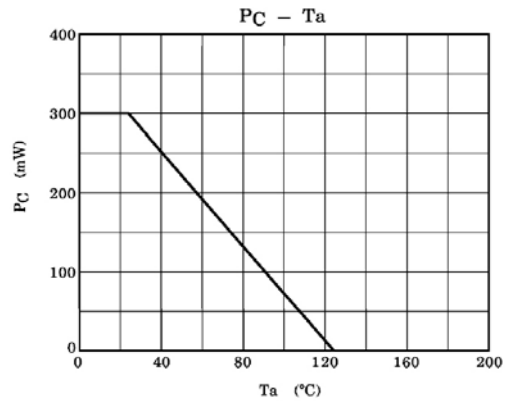
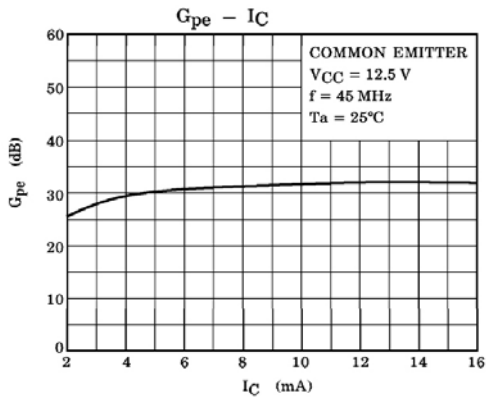
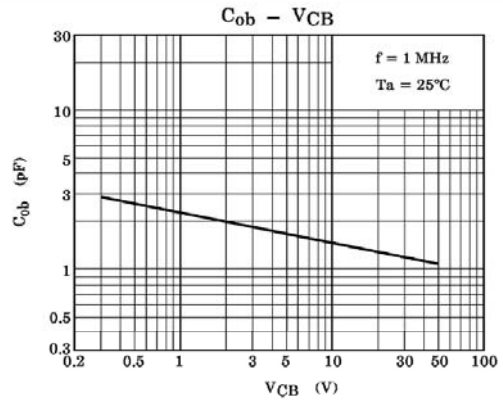
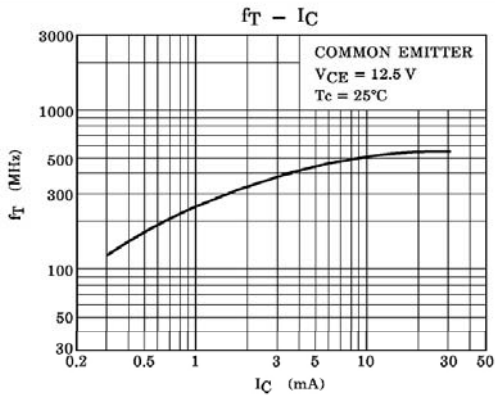
电性能参数 / Electrical Characteristics(Ta=25°C)

参数 Parameter	符号 Symbol	测试条件 Test Conditions	最小值 Min	典型值 Typ	最大值 Max	单位 Unit
Collector to Emitter Breakdown Voltage	V_{CEO}	$I_C=10mA$ $I_B=0$	25			V
Collector Cut-Off Current	I_{CBO}	$V_{CB}=30V$ $I_E=0$			0.1	μA
Emitter Cut-Off Current	I_{EBO}	$V_{EB}=3.0V$ $I_C=0$			0.1	μA
DC Current Gain	h_{FE}	$V_{CE}=12.5V$ $I_C=12.5mA$	20		200	
Collector to Emitter Saturation Voltage	$V_{CE(sat)}$	$I_C=15mA$ $I_B=1.5mA$			0.2	V
Base to Emitter Voltage	$V_{BE(sat)}$	$I_C=15mA$ $I_B=1.5mA$			1.5	V
Transition Frequency	f_T	$V_{CE}=12.5V$ $I_C=12.5mA$	300			MHz
Collector Output Capacitance	C_{ob}	$V_{CB}=10V$ $f=1MHz$ $I_E=0$	0.8		2.0	pF
Power Gain	G_{pe}	$V_{CC}=12.5V$ $f=45MHz$ $I_E=-12.5mA$	28		36	dB
Collector to Base Time Constant	$C_c \cdot r_{bb}'$	$V_{CB}=10V$ $f=30MHz$ $I_E=-1.0mA$			25	pS

2SC388ATM(BR3DG388ATMK)

Rev.C Feb.-2015

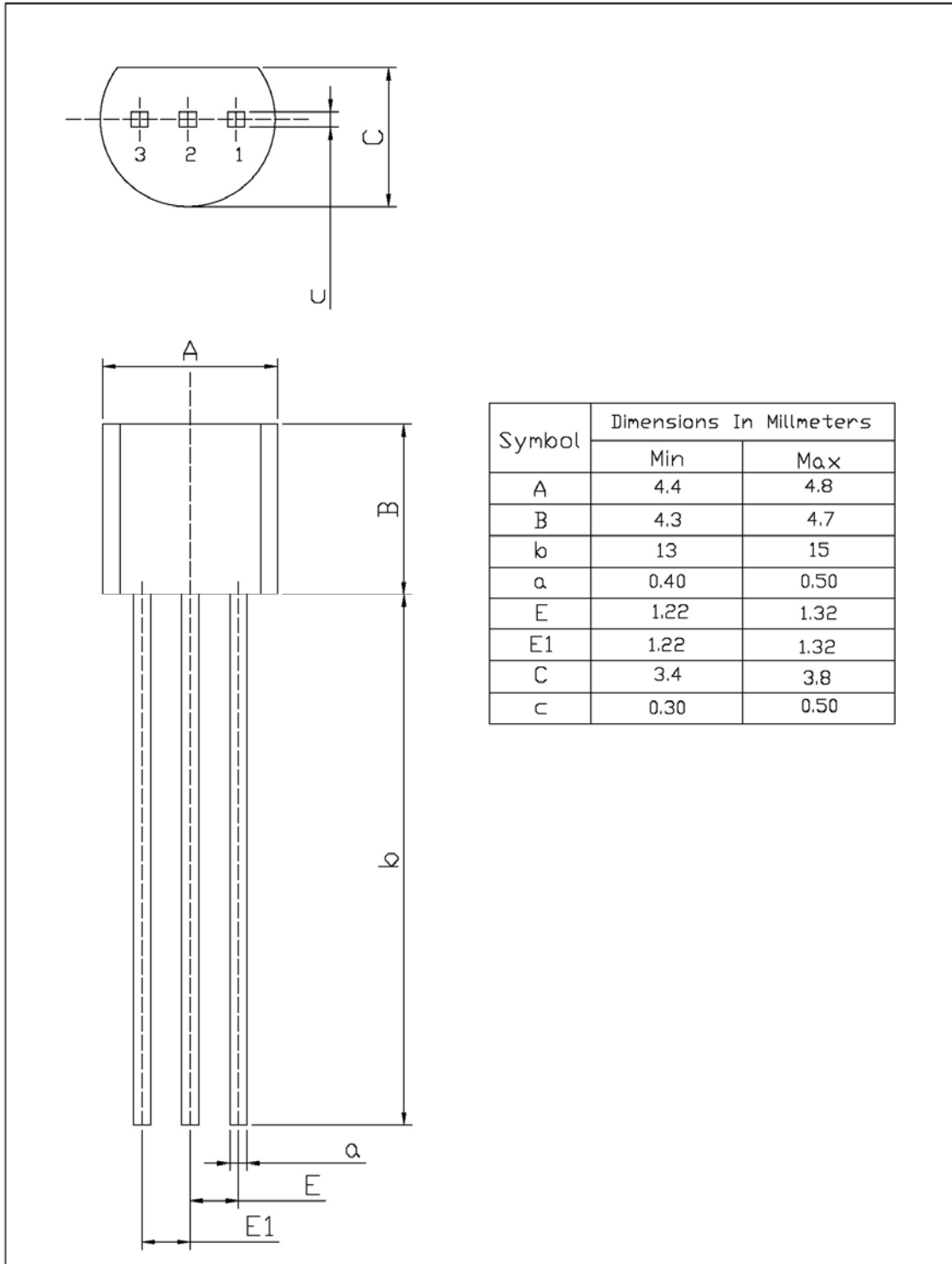
电参数曲线图 / Electrical Characteristic Curve



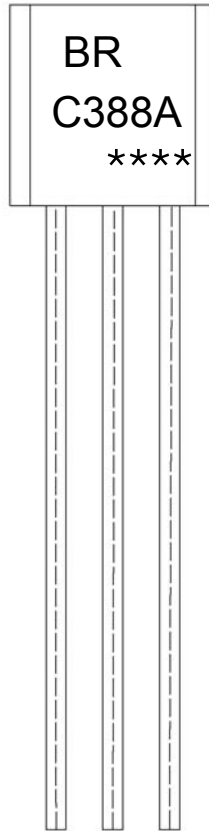
外形尺寸图 / Package Dimensions

TO-92

Unit: mm



印章说明 / Marking Instructions



说明：

BR: 为公司代码

C388A : 为型号代码

**** : 为生产批号代码，随生产批号变化。

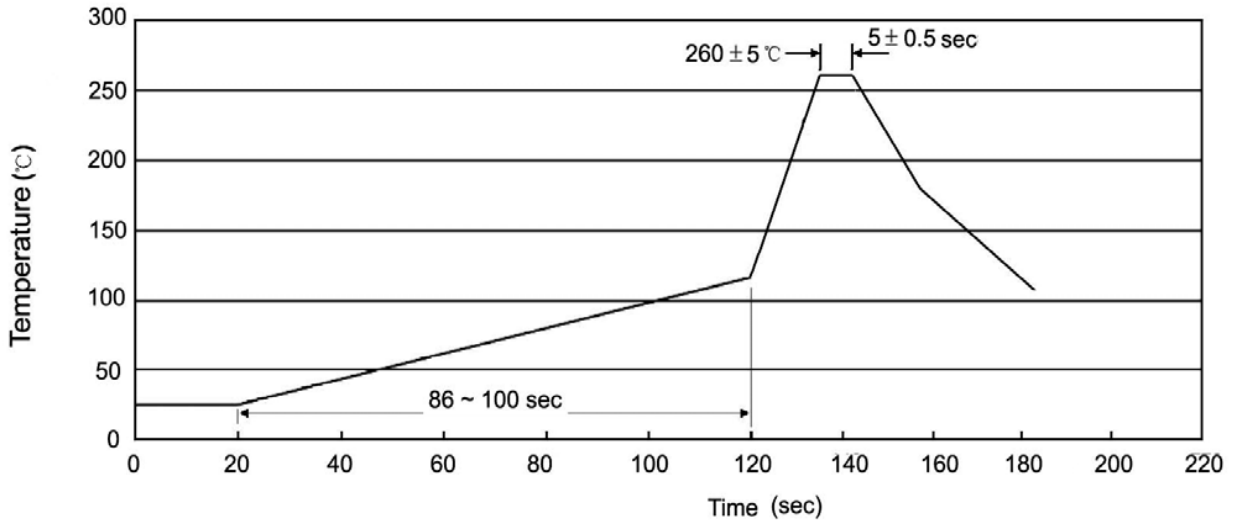
Note:

BR: Company Code.

C388A: Product Type.

****: Lot No. Code,code change with Lot No.

波峰焊温度曲线图(无铅) / Temperature Profile for Dip Soldering(Pb-Free)



说明：

- 1、预热温度 25 ~ 150°C，时间 60 ~ 90sec;
- 2、峰值温度 260±5°C，时间持续为 5±0.5sec;
- 3、焊接制程冷却速度为 2 ~ 10°C/sec.

Note:

- 1.Preheating:25~150°C, Time:60~90sec.
- 2.Peak Temp.:260±5°C, Duration:5±0.5sec.
3. Cooling Speed: 2~10°C/sec.

耐焊接热试验条件 / Resistance to Soldering Heat Test Conditions

温度：270±5°C

时间：10±1 sec.

Temp:270±5°C

Time:10±1 sec

包装规格 / Packaging SPEC.

散件包装 / BULK

Package Type 封装形式	Units 包装数量					Dimension 包装尺寸 (unit: mm3)		
	Units/Bag 只/袋	Bags/Inner Box 袋/盒	Units/Inner Box 只/盒	Inner Boxes/Outer Box 盒/箱	Units/Outer Box 只/箱	Bag 袋	Inner Box 盒	Outer Box 箱
TO-92	1,000	10	10,000	5	50,000	135×190	237×172×102	560×245×195
	1,000	10	10,000	10	100,000	135×190	237×172×102	560×245×375

编带包装 / AMMO

Package Type 封装形式	Units 包装数量					Dimension 包装尺寸 (unit: mm3)	
	Units/tape 只/纸带	Tape/Inner Box 纸带/盒	Rows/Inner Box 纸带层/盒	Inner Boxes/Outer Box 盒/箱	Units/Outer Box 只/盒	Inner Box 盒	Outer Box 箱
TO-92	3,000	1	120	10	30,000	328×230×42	小箱 480×346×235, 大箱 547×407×268

使用说明 / Notices