

BRF12N10

Rev.E Dec.-2015

描述 / Descriptions

TO-220F 塑封封装 N 沟道 MOS 场效应管。N-CHANNEL MOSFET in a TO-220F Plastic Package.

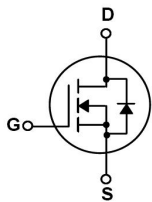
特征 / Features

$R_{DS(on)}$ 小, 门电荷低, C_{rss} 小, 开关速度快。
Low $R_{DS(on)}$, low gate charge, low C_{rss} , fast switching.


用途 / Applications

用于低压电路如: 汽车电路、DC/DC 转换、便携式产品的电源高效转换。
Suited for low voltage applications such as automotive, DC/DC Converters, and high efficiency switching for power management in portable and battery operated products.

内部等效电路 / Equivalent Circuit



引脚排列 / Pinning



PIN 1 : G

PIN 2 : D

PIN 3 : S

放大及印章代码 / h_{FE} Classifications & Marking

见印章说明。See Marking Instructions.

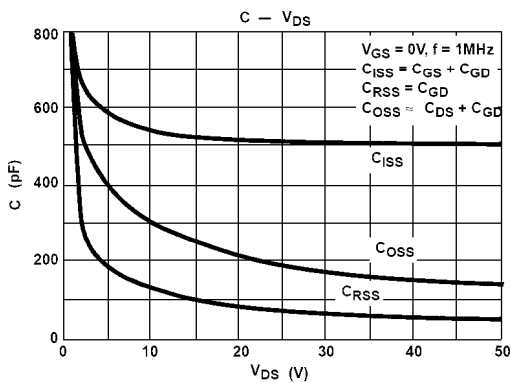
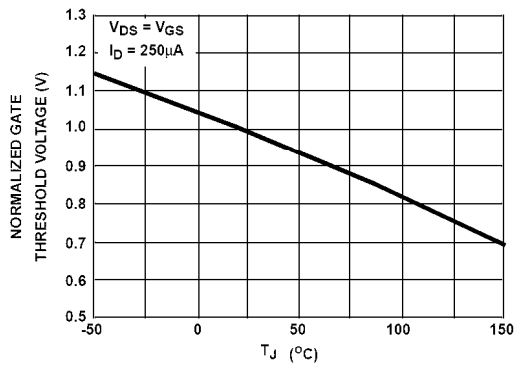
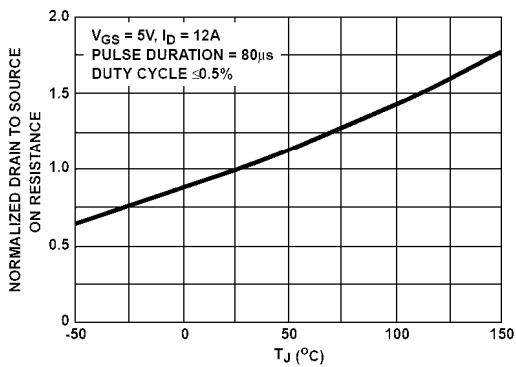
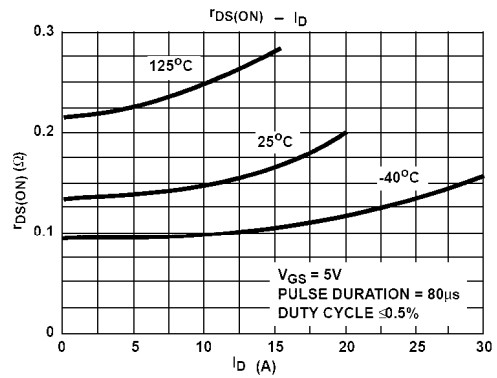
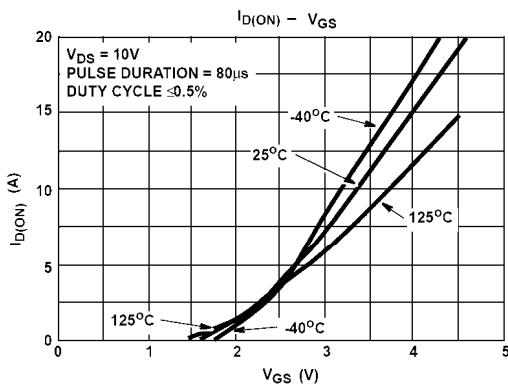
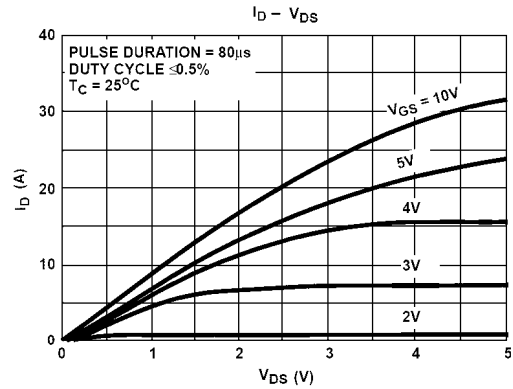
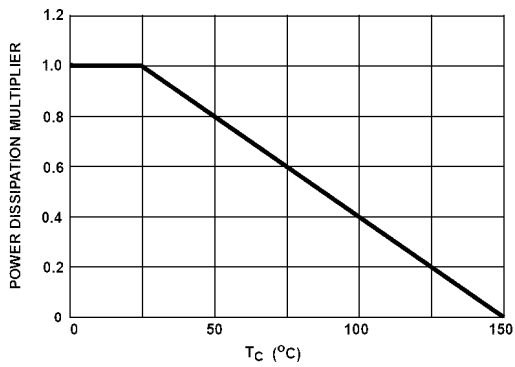
极限参数 / Absolute Maximum Ratings(Ta=25°C)

参数 Parameter	符号 Symbol	数值 Rating	单位 Unit
Drain-Source Voltage	V_{DS}	100	V
Drain Current	$I_D(T_c=25^\circ\text{C})$	12	A
Drain Current	$I_D(T_c=100^\circ\text{C})$	8.5	A
Drain Current - Pulsed	I_{DM}	30	A
Gate-Source Voltage	V_{GS}	± 20	V
Single Pulsed Avalanche Energy	E_{AS}	12	mJ
Avalanche Current	I_{AS}	3.6	A
Power Dissipation	$P_D(T_c=25^\circ\text{C})$	25	W
Operating and Storage Temperature Range	T_J, T_{STG}	-55~175	°C

电性能参数 / Electrical Characteristics(Ta=25°C)

参数 Parameter	符号 Symbol	测试条件 Test Conditions	最小值 Min	典型值 Typ	最大值 Max	单位 Unit
Drain-Source Breakdown Voltage	BV_{DSS}	$V_{GS}=0V$ $I_D=250\mu A$	100			V
Zero Gate Voltage Drain Current	I_{DSS}	$V_{DS}=100V$ $V_{GS}=0V$			30	μA
Gate-Body Leakage Current Forward	I_{GSS}	$V_{GS}=\pm 20V$ $V_{DS}=0V$			± 10	μA
Gate Threshold Voltage	$V_{GS(th)}$	$V_{DS}=V_{GS}$ $I_D=250\mu A$	1		2	V
Total Gate Charge	Q_g	$V_{DS}=80V$ $I_D=6A$ $V_{GS}=10V$		12		nC
Static Drain-Source On-Resistance	$R_{DS(on)}$	$V_{GS}=10V$ $I_D=6A$		155	170	m Ω
		$V_{GS}=4.5V$ $I_D=4A$		151	190	
Drain-Source Diode Forward Voltage	V_{SD}	$V_{GS}=0V$ $I_S=6A$			1.2	V
Input Capacitance	C_{iss}	$V_{DS}=50V$ $V_{GS}=0V$ $f=1.0MHz$		450		pF
Output Capacitance	C_{oss}			75		
Reverse Transfer Capacitance	C_{rss}			45		
Turn-On Delay Time	$t_{d(on)}$	$V_{DD}=50V$ $I_D=6A$ $R_L=8\Omega$ $V_{GS}=10V$ $R_{GEN}=6\Omega$		11		ns
Turn-On Rise Time	t_r			14		
Turn-Off Delay Time	$t_{d(off)}$			27		
Turn-Off Fall Time	t_f			14		

电参数曲线图 / Electrical Characteristic Curve



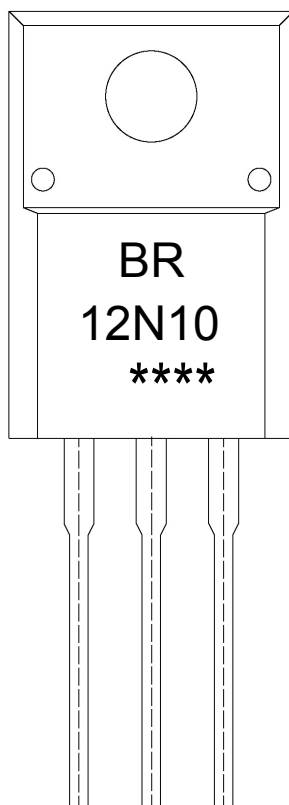
外形尺寸图 / Package Dimensions

TO-220F

单位: mm



印章说明 / Marking Instructions



说明：

BR： 为公司代码

12N10： 为型号代码

****： 为生产批号代码，随生产批号变化。

Note:

BR: Company Code

12N10: Product Type.

****: Lot No. Code, code change with Lot No.

波峰焊温度曲线图(无铅) / Temperature Profile for Dip Soldering(Pb-Free)



说明：

- 1、预热温度 25 ~ 150°C，时间 60 ~ 90sec；
- 2、峰值温度 255±5°C，时间持续为 5±0.5sec；
- 3、焊接制程冷却速度为 2 ~ 10°C/sec.

Note:

- 1.Preheating:25~150°C, Time:60~90sec.
- 2.Peak Temp.:255±5°C, Duration:5±0.5sec.
3. Cooling Speed: 2~10°C/sec.

耐焊接热试验条件 / Resistance to Soldering Heat Test Conditions

温度：270±5°C

时间：10±1 sec.

Temp.:270±5°C

Time:10±1 sec

包装规格 / Packaging SPEC.

散件包装 / BULK

Package Type 封装形式	Units 包装数量					Dimension 包装尺寸 (unit: mm ³)		
	Units/Bag 只/袋	Bags/Inner Box 袋/盒	Units/Inner Box 只/盒	Inner Boxes/Outer Box 盒/箱	Units/Outer Box 只/箱	Bag 袋	Inner Box 盒	Outer Box 箱
TO-220/F	200	10	2,000	5	10,000	135×190	237×172×102	560×245×195

套管包装 / TUBE

Package Type 封装形式	Units 包装数量					Dimension 包装尺寸 (unit: mm ³)		
	Units/Tube 只/套管	Tubes/Inner Box 套管/盒	Units/Inner Box 只/盒	Inner Boxes/Outer Box 盒/箱	Units/Outer Box 只/箱	Tube 套管	Inner Box 盒	Outer Box 箱
TO-220/F	50	20	1,000	5	5,000	532×31.4×5.5	555×164×50	575×290×180

使用说明 / Notices