



Absolute Maximum Ratings

Ta = 25°C

		Red	Yellow	Red	Green	Red	Pure Green	Unit	
		BRPY		BRPG			BRBG		
Power Dissipation	Pb	75		75			75	mW	
Forward Current	IF	30		30			30	mA	
Peak Forward Current	IFM	70		70			70	mA	
Reverse Voltage	VR	4		4			4	V	
Operating Temp.	Topr	-30~+85		-30~+85			-30~+85	°C	
Storage Temp.	Tstg	-40~+100		-40~+100			-40~+100	°C	
Derating *	ΔIF	0.42(DC), 0.93(Pulse)							mA/°C

* The current derating for operation applies when temperature is above 25°C.

• IFM Condition : tw ≤ 1msec, Duty ≤ 1/20

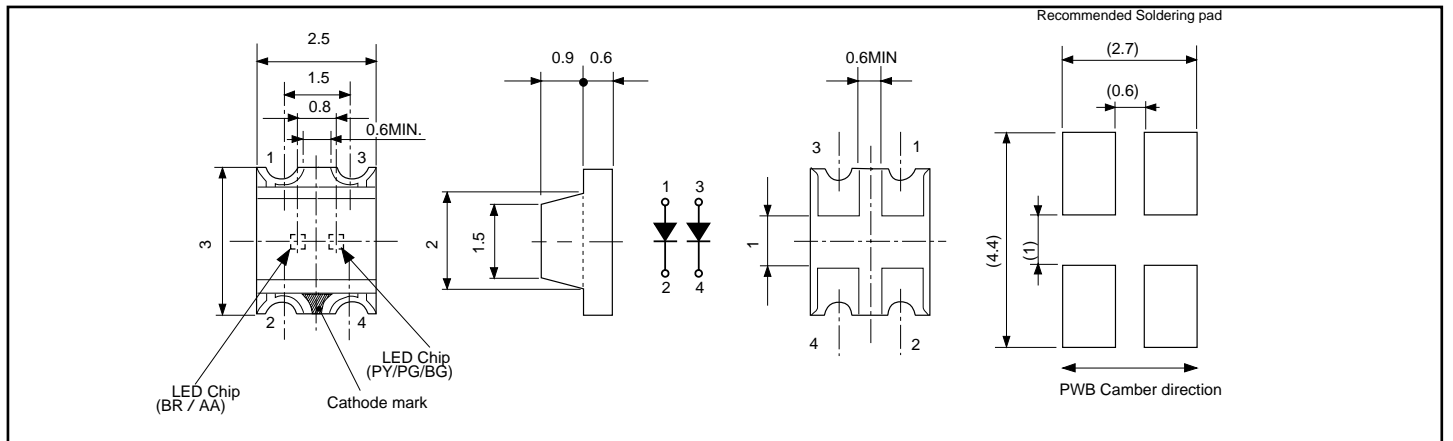
Electro-Optical Characteristics

Ta = 25°C

Part No.	Chip		Package Color	Luminous Intensity			Wavelength			Forward Voltage			Reverse Current	
	Material	Emitted Color		Iv			λ p			VF			IR	
				MIN	TYP	IF	TYP	Δ λ	IF	TYP	MAX	IF	MAX	VR
BRPY1201W	GaAlAs	Red	1.6	12.8	20	660	30	20	1.7	2.0	20	100	4	
	GaP	Yellow	1.4	8	20	570	30	20	2.1	2.5	20	100	4	
BRPG1201W	GaAlAs	Red	1.6	12.8	20	660	30	20	1.7	2.0	20	100	4	
	GaP	Green	1.2	4.8	20	560	30	2	2.1	2.5	20	100	4	
BRBG1201W	GaAlAs	Red	1.6	12.8	20	660	30	20	1.7	2.0	20	100	4	
	GaP	Pure Green	0.7	2	20	555	30	2	2.1	2.5	20	100	4	
Units			mcd	mcd	mA	nm	nm	mA	V	V	mA	μA	V	

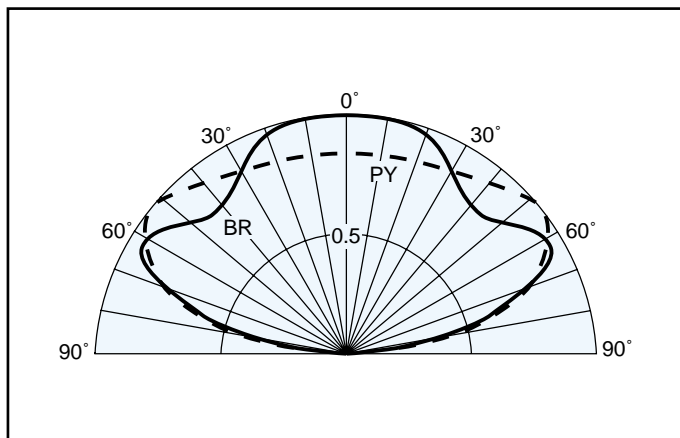
Package Dimensions

Unit : mm



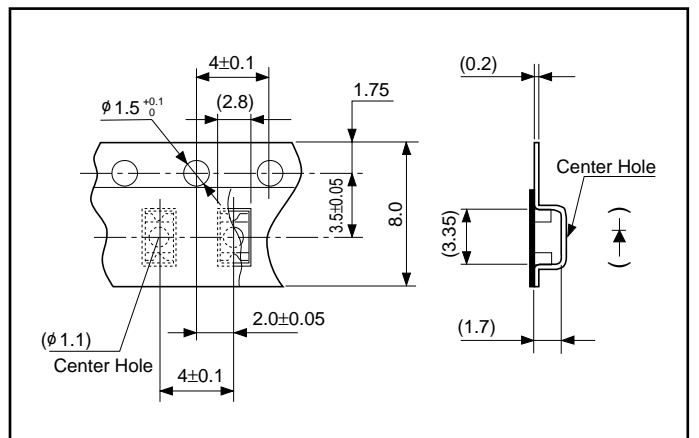
Tolerance : ±0.15mm

Spatial Distribution



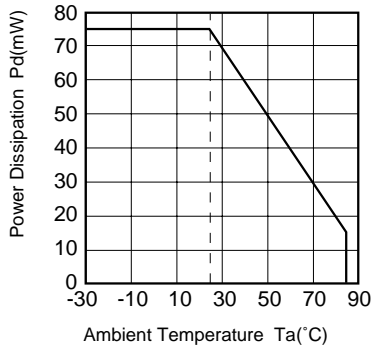
Taping Specification

Unit : mm

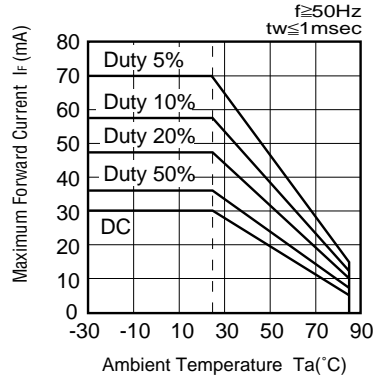


* Quantity 2,500 pcs/Reel

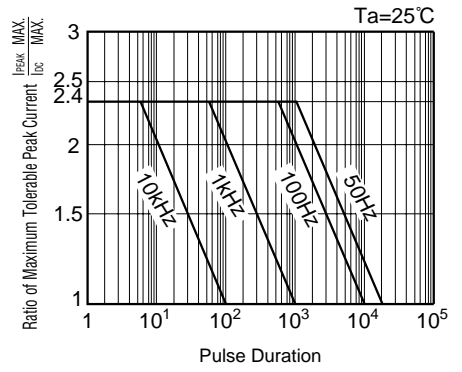
■ Power Dissipation vs. Ambient Temperature



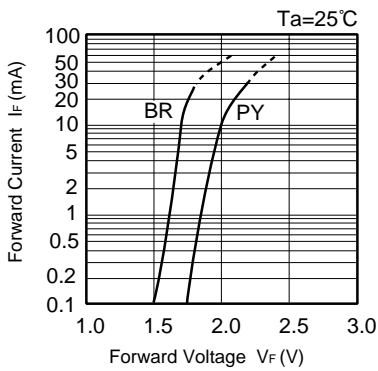
■ Ambient Temperature vs. Maximum Forward Current



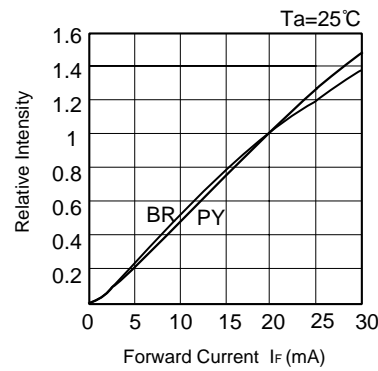
■ Pulse Duration vs. Maximum Tolerable Peak Current



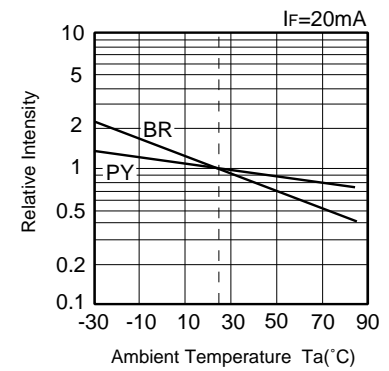
■ Forward Voltage vs. Forward Current



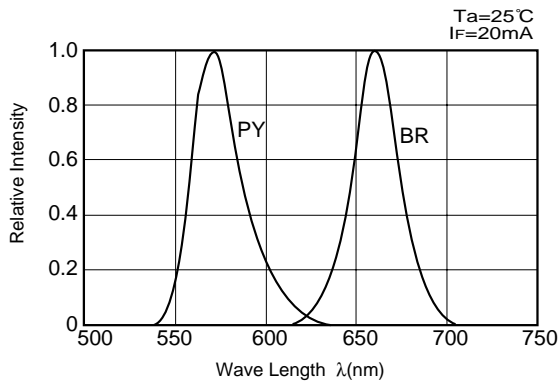
■ Forward Current vs. Relative Intensity



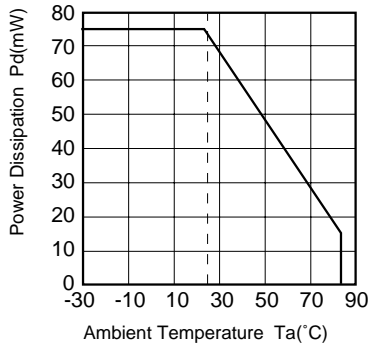
■ Ambient Temperature vs. Relative Intensity



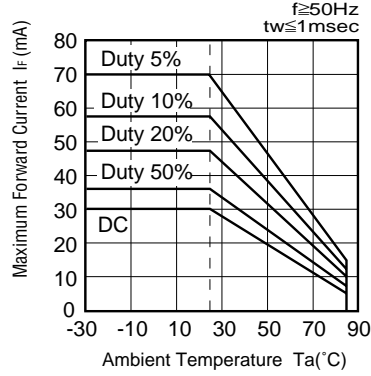
■ Spectral Distribution



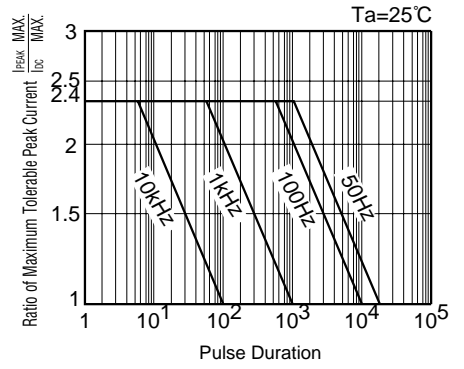
■ Power Dissipation vs. Ambient Temperature



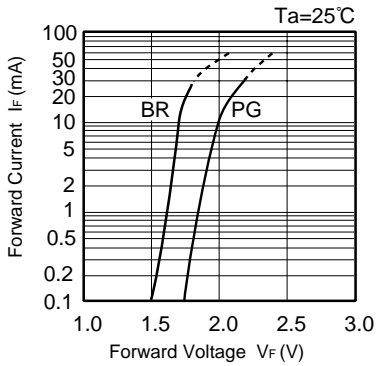
■ Ambient Temperature vs. Maximum Forward Current



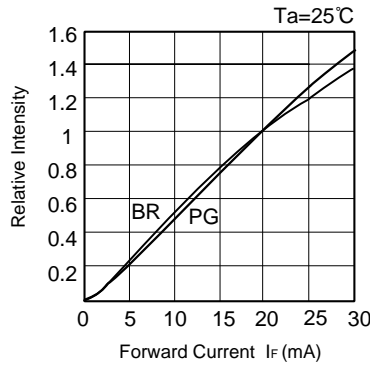
■ Pulse Duration vs. Maximum Tolerable Peak Current



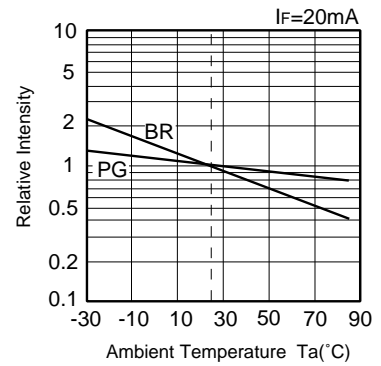
■ Forward Voltage vs. Forward Current



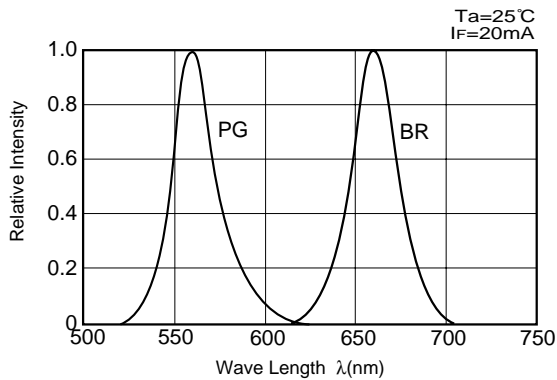
■ Forward Current vs. Relative Intensity



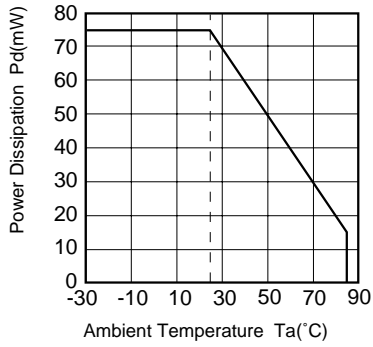
■ Ambient Temperature vs. Relative Intensity



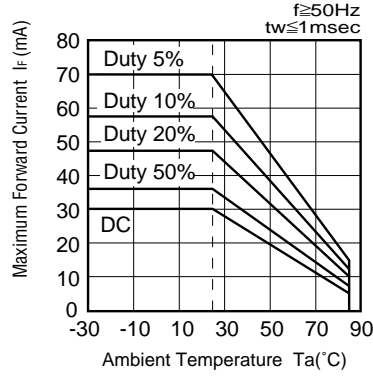
■ Spectral Distribution



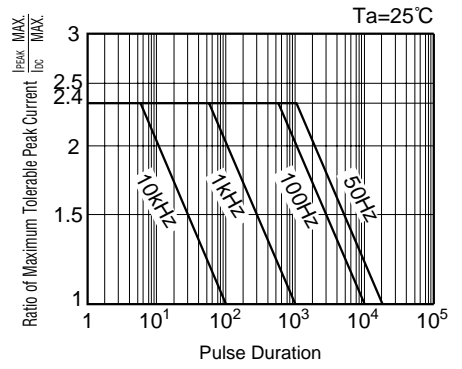
■ Power Dissipation vs. Ambient Temperature



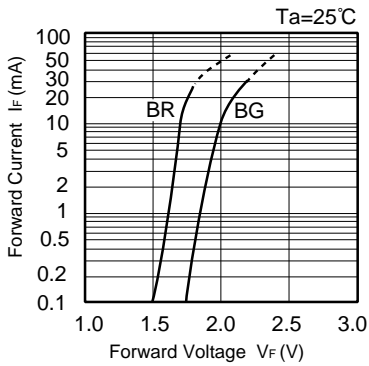
■ Ambient Temperature vs. Maximum Forward Current



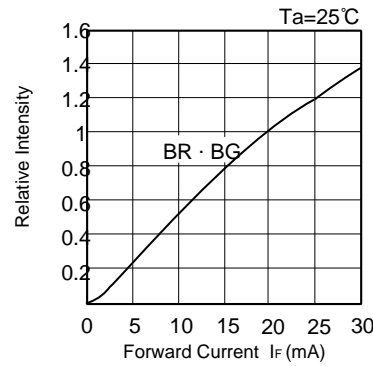
■ Pulse Duration vs. Maximum Tolerable Peak Current



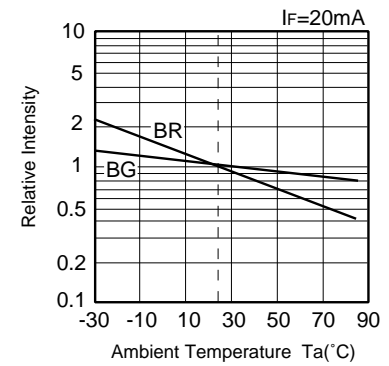
■ Forward Voltage vs. Forward Current



■ Forward Current vs. Relative Intensity



■ Ambient Temperature vs. Relative Intensity



■ Spectral Distribution

